

Name \_\_\_\_\_

Date \_\_\_\_\_

## Columbia Elementary Virtual Learning Day Four

### Verification Sheet

\*Return completed Verification Sheet to your teacher when you return to school.\*

Activity	Maximum Time	Actual Time Spent	Parent Signature	Teacher Verification
Independent Reading	20 minutes			
<a href="http://www.Starfall.com">www.Starfall.com</a>	15 minutes			
<a href="http://www.abcya.com">www.abcya.com</a>	15 minutes			
Tumble Books	10 minutes			
Math Fact Fluency <i>Paper Copy</i>	10 minutes			
Daily Math <i>Paper Copy</i>	15 minutes			
Writing <i>Paper Copy</i>	15 minutes			
Reading Fluency <i>Paper Copy</i>	15 minutes			
P E.	30 minutes			

**Independent Reading:** Students must read independently for 20 minutes.

**www.starfall.com:** Students must go to [www.starfall.com](http://www.starfall.com). Students must complete 2 Math and 2 Language Arts activities. Choose from the free activities!

**www.abcya.com:** Students must go to [abcya.com](http://abcya.com). Students must complete 1 Math and 1 Language Arts activities. Choose from the free activities!

**Daily Math:** Students must complete the Daily Math page.  
(Included in packet)

**Tumble Books:** Students must go to the Logansport Cass County Library Site to get to free Tumble Books. Click on the following link to get to the library site. Then, go to the bottom of the kid's page and click on the link to Tumble Books.

<http://www.logan.lib.in.us/index.php/kids/>

Pick one book and listen to the story.

**Math Fact Fluency:** Set a timer for five minutes and try to complete the Math Fact Fluency Page.  
(Included in packet)


**Reading Fluency:** Please read the high frequency words and then find them in the passage. Read the passage. Draw an illustration for the passage. (Included in packet)

**Writing:** Students must illustrate and write about their favorite month of the year. (Included in packet)

**Specials area assignment:** P.E.

Name: \_\_\_\_\_

Date: \_\_\_\_\_



Handwriting practice lines consisting of multiple rows. Each row is composed of three horizontal lines: a solid top line, a dashed middle line, and a solid bottom line. There are 10 such rows stacked vertically, providing a guide for letter height and placement.

[The page contains approximately 25 lines of text that has been completely redacted with black bars. The text is illegible.]

Monday

Set A [1+2, 2+1, 1+3, 3+1] Practice on facts in Set A

3	1	1	3	2	1	3	1	1	2
<u>+1</u>	<u>+2</u>	<u>+3</u>	<u>+1</u>	<u>+1</u>	<u>+2</u>	<u>+1</u>	<u>+2</u>	<u>+2</u>	<u>+1</u>
1	3	1	2	1	1	3	3	1	3
<u>+2</u>	<u>+1</u>	<u>+2</u>	<u>+1</u>	<u>+2</u>	<u>+3</u>	<u>+1</u>	<u>+1</u>	<u>+2</u>	<u>+1</u>
2	1	3	1	1	2	3	1	3	3
<u>+1</u>	<u>+2</u>	<u>+1</u>	<u>+2</u>	<u>+2</u>	<u>+1</u>	<u>+1</u>	<u>+3</u>	<u>+1</u>	<u>+1</u>
1	2	1	1	3	3	1	1	2	3
<u>+2</u>	<u>+1</u>	<u>+2</u>	<u>+3</u>	<u>+1</u>	<u>+1</u>	<u>+2</u>	<u>+3</u>	<u>+1</u>	<u>+1</u>

1	2	1	1	3	3	1	1	2	3
<u>+2</u>	<u>+1</u>	<u>+2</u>	<u>+3</u>	<u>+1</u>	<u>+1</u>	<u>+2</u>	<u>+3</u>	<u>+1</u>	<u>+1</u>
1	3	1	2	1	1	3	3	1	3
<u>+1</u>	<u>+2</u>	<u>+1</u>	<u>+1</u>	<u>+2</u>	<u>+3</u>	<u>+1</u>	<u>+2</u>	<u>+1</u>	<u>+1</u>
1	2	1	1	3	3	1	1	2	3
<u>+1</u>	<u>+2</u>	<u>+1</u>	<u>+1</u>	<u>+2</u>	<u>+3</u>	<u>+1</u>	<u>+2</u>	<u>+1</u>	<u>+1</u>
1	3	1	2	1	1	3	3	1	3
<u>+1</u>	<u>+2</u>	<u>+1</u>	<u>+1</u>	<u>+2</u>	<u>+3</u>	<u>+1</u>	<u>+2</u>	<u>+1</u>	<u>+1</u>

Set A [1+2, 2+1, 1+3, 3+1] Practice on facts in Set A

Tuesday

Wednesday

Mastering Math Facts - Addition

A-5

Name \_\_\_\_\_

Set A [1+2, 2+1, 1+3, 3+1] Practice on facts in Set A

3	1	1	3	2	1	3	1	1	2
<u>+1</u>	<u>+2</u>	<u>+3</u>	<u>+1</u>	<u>+1</u>	<u>+2</u>	<u>+1</u>	<u>+2</u>	<u>+2</u>	<u>+1</u>
1	3	1	2	1	1	3	3	1	3
<u>+2</u>	<u>+1</u>	<u>+2</u>	<u>+1</u>	<u>+2</u>	<u>+3</u>	<u>+1</u>	<u>+1</u>	<u>+2</u>	<u>+1</u>
2	1	3	1	1	2	3	1	3	3
<u>+1</u>	<u>+2</u>	<u>+1</u>	<u>+2</u>	<u>+2</u>	<u>+1</u>	<u>+1</u>	<u>+3</u>	<u>+1</u>	<u>+1</u>
1	2	1	1	3	3	1	1	2	3
<u>+2</u>	<u>+1</u>	<u>+2</u>	<u>+3</u>	<u>+1</u>	<u>+1</u>	<u>+2</u>	<u>+3</u>	<u>+1</u>	<u>+1</u>

<u>+2</u>	<u>+1</u>	<u>+2</u>	<u>+1</u>	<u>+3</u>	<u>+1</u>	<u>+2</u>	<u>+1</u>	<u>+1</u>	<u>+2</u>
1	2	1	1	3	3	1	1	2	3
<u>+1</u>	<u>+2</u>	<u>+1</u>	<u>+3</u>	<u>+1</u>	<u>+1</u>	<u>+2</u>	<u>+1</u>	<u>+1</u>	<u>+1</u>
2	3	1	3	3	2	1	3	1	2
<u>+2</u>	<u>+1</u>	<u>+2</u>	<u>+1</u>	<u>+3</u>	<u>+1</u>	<u>+2</u>	<u>+1</u>	<u>+1</u>	<u>+2</u>
1	3	1	3	1	1	2	1	3	1
<u>+1</u>	<u>+2</u>	<u>+1</u>	<u>+3</u>	<u>+1</u>	<u>+1</u>	<u>+2</u>	<u>+1</u>	<u>+1</u>	<u>+1</u>
3	1	1	3	3	2	3	1	1	3

Set A [1+2, 2+1, 1+3, 3+1] Practice on facts in Set A

Name \_\_\_\_\_

A-5

Mastering Math Facts - Addition

Thursday

# Daily Math


Common Core



Name \_\_\_\_\_


\_\_\_\_/10

How many apples?




Three apples are shown in a 2x2 grid. The bottom-right position is empty. To the right of the grid is an empty square box for the answer.

Are there more circles or triangles?



● circles  
▲ triangles

Are the parts equal?




yes  
no

Add.

$$\begin{array}{r} 1 \\ + 0 \\ \hline \end{array}$$
$$\begin{array}{r} 8 \\ + 0 \\ \hline \end{array}$$

Circle the shortest window.




Two windows are shown. The one on the left is shorter than the one on the right.

Subtract.


$$\begin{array}{r} 1 \\ - 0 \\ \hline \end{array}$$
$$\begin{array}{r} 2 \\ - 0 \\ \hline \end{array}$$

Write this number using digits.


zero



Which clock shows one o'clock?



Color the triangle blue.



Name \_\_\_\_\_

Story #4

**Directions:** Highlight or color the words in the passage.

Read the passage 3 times. Color a happy face after each time you read.

help

I

in

look

My mom lost her book. I can help her look in the house. I will help her look in the kitchen. I will help mom look in the closet. I will help her look in the room. I will help her look in the yard. Then we looked on the shelf. There it is! "Thank you for your help," Mom said. I was glad I could help her look for her book.



Illustrate the story.



## Kindergarten, 1<sup>st</sup> Grade and 2<sup>nd</sup> Grade P.E. E – Learning Lesson

For student e-learning credit students need to complete the log for Physical Education for the time slot provided. They may choose any of the following options to complete this. Make sure you have a parent sign off for you.

- 1) Students may play in the snow for 30 minutes.
- 2) Students may go for a walk for 30 minutes.
- 3) Students may play the Wii for 30 minutes playing a game that needs movement.
- 4) Students may also go on-line and follow work-outs for kids on u-tube. They have things like Just Dance videos and others on line.
- 5) If you are a Comcast customer you may go to On Demand to the fitness section and do a work-out video.
- 6) If you cannot do any of these then you may do the work-out provided below.

Do this work-out either by yourself or invite a family member to join you!!!!

- March in place for 1 minute or count each time a foot touches the floor and do 60 touches
- 10 push-ups
- 10 big arm circles forward
- March in place with high knees for 1 minute or 60 touches tapping the knee each time it comes up to hip level
- 10 sit-ups
- 20 Windmills. Stand with feet apart and arms straight out to the sides. Take right hand down to touch the left foot, keeping legs straight. Then do the same with the left hand down to the right foot. Every time you touch a foot count 1.
- 20 small arm circles forward and backward
- 20 Jumping Jacks
- Run in place for 2 minutes or as long as a commercial break takes on the T.V.

\*\*\*\*\*All of these exercises have been taught during gym class.