

Name _____

Date _____

Columbia Elementary Virtual Learning Day Five

Verification Sheet

Return completed Verification Sheet to your teacher when you return to school.

Activity	Maximum Time	Actual Time Spent	Parent Signature	Teacher Verification
Independent Reading	20 minutes			
www.Starfall.com	15 minutes			
www.abcya.com	15 minutes			
Tumble Books	10 minutes			
Math Fact Fluency <i>Paper Copy</i>	10 minutes			
Daily Math <i>Paper Copy</i>	15 minutes			
Writing <i>Paper Copy</i>	15 minutes			
Reading Fluency <i>Paper Copy</i>	15 minutes			
Free Day	30 minutes			

Independent Reading: Students must read independently for 20 minutes.

www.starfall.com: Students must go to www.starfall.com. Students must complete 2 Math and 2 Language Arts activities. Choose from the free activities!

www.abcya.com: Students must go to abcya.com. Students must complete 1 Math and 1 Language Arts activities. Choose from the free activities!

Daily Math: Students must complete the Daily Math page.
(Included in packet)

Tumble Books: Students must go to the Logansport Cass County Library Site to get to free Tumble Books. Click on the following link to get to the library site. Then, go to the bottom of the kid's page and click on the link to Tumble Books.

<http://www.logan.lib.in.us/index.php/kids/>

Pick one book and listen to the story.

Math Fact Fluency: Set a timer for five minutes and try to complete the Math Fact Fluency Page.
(Included in packet)


Reading Fluency: Please read the high frequency words and then find them in the passage. Read the passage. Draw an illustration for the passage. (Included in packet)

Writing: Students must illustrate and write about their favorite part of school. (Included in packet)

Specials area assignment: Free Day

Name: _____

Date: _____



Handwriting practice lines consisting of multiple rows of solid top and bottom lines with a dashed middle line.

[The page contains approximately 25 lines of text that are completely illegible due to extreme blurring and low resolution. The text appears to be a list or series of entries, but no specific content can be discerned.]

Monday

Set A [1+2, 2+1, 1+3, 3+1] Practice on facts in Set A

3	1	1	3	2	1	3	1	1	2
<u>+1</u>	<u>+2</u>	<u>+3</u>	<u>+1</u>	<u>+1</u>	<u>+2</u>	<u>+1</u>	<u>+2</u>	<u>+2</u>	<u>+1</u>
1	3	1	2	1	1	3	3	1	3
<u>+2</u>	<u>+1</u>	<u>+2</u>	<u>+1</u>	<u>+2</u>	<u>+3</u>	<u>+1</u>	<u>+1</u>	<u>+2</u>	<u>+1</u>
2	1	3	1	1	2	3	1	3	3
<u>+1</u>	<u>+2</u>	<u>+1</u>	<u>+2</u>	<u>+2</u>	<u>+1</u>	<u>+1</u>	<u>+3</u>	<u>+1</u>	<u>+1</u>
1	2	1	1	3	3	1	1	2	3
<u>+2</u>	<u>+1</u>	<u>+2</u>	<u>+3</u>	<u>+1</u>	<u>+1</u>	<u>+2</u>	<u>+3</u>	<u>+1</u>	<u>+1</u>

<u>+1</u>	<u>+1</u>	<u>+3</u>	<u>+2</u>	<u>+1</u>	<u>+1</u>	<u>+3</u>	<u>+2</u>	<u>+1</u>	<u>+2</u>
3	2	1	1	3	3	1	1	2	1
<u>+1</u>	<u>+1</u>	<u>+3</u>	<u>+1</u>	<u>+1</u>	<u>+2</u>	<u>+2</u>	<u>+1</u>	<u>+2</u>	<u>+1</u>
3	3	1	3	2	1	1	3	1	2
<u>+1</u>	<u>+2</u>	<u>+1</u>	<u>+1</u>	<u>+3</u>	<u>+2</u>	<u>+1</u>	<u>+2</u>	<u>+1</u>	<u>+2</u>
3	1	3	3	1	1	2	1	3	1
<u>+1</u>	<u>+2</u>	<u>+2</u>	<u>+1</u>	<u>+2</u>	<u>+1</u>	<u>+1</u>	<u>+3</u>	<u>+2</u>	<u>+1</u>
2	1	1	3	1	2	3	1	1	3

Set A [1+2, 2+1, 1+3, 3+1] Practice on facts in Set A

Tuesday

Wednesday

Set A [1+2, 2+1, 1+3, 3+1] Practice on facts in Set A

3	1	1	3	2	1	3	1	1	2
<u>+1</u>	<u>+2</u>	<u>+3</u>	<u>+1</u>	<u>+1</u>	<u>+2</u>	<u>+1</u>	<u>+2</u>	<u>+2</u>	<u>+1</u>

1	3	1	2	1	1	3	3	1	3
<u>+2</u>	<u>+1</u>	<u>+2</u>	<u>+1</u>	<u>+2</u>	<u>+3</u>	<u>+1</u>	<u>+1</u>	<u>+2</u>	<u>+1</u>

2	1	3	1	1	2	3	1	3	3
<u>+1</u>	<u>+2</u>	<u>+1</u>	<u>+2</u>	<u>+2</u>	<u>+1</u>	<u>+1</u>	<u>+3</u>	<u>+1</u>	<u>+1</u>

1	2	1	1	3	3	1	1	2	3
<u>+2</u>	<u>+1</u>	<u>+2</u>	<u>+3</u>	<u>+1</u>	<u>+1</u>	<u>+2</u>	<u>+3</u>	<u>+1</u>	<u>+1</u>

<u>+1</u>	<u>+1</u>	<u>+3</u>	<u>+2</u>	<u>+1</u>	<u>+1</u>	<u>+3</u>	<u>+2</u>	<u>+1</u>	<u>+2</u>
3	2	1	1	3	3	1	1	2	1

<u>+1</u>	<u>+1</u>	<u>+3</u>	<u>+1</u>	<u>+1</u>	<u>+2</u>	<u>+2</u>	<u>+1</u>	<u>+2</u>	<u>+1</u>
3	3	1	3	2	1	1	3	1	2

<u>+1</u>	<u>+2</u>	<u>+1</u>	<u>+1</u>	<u>+3</u>	<u>+2</u>	<u>+1</u>	<u>+2</u>	<u>+1</u>	<u>+2</u>
3	1	3	3	1	1	2	1	3	1


<u>+1</u>	<u>+2</u>	<u>+2</u>	<u>+1</u>	<u>+2</u>	<u>+1</u>	<u>+1</u>	<u>+3</u>	<u>+2</u>	<u>+1</u>
2	1	1	3	1	2	3	1	1	3

Set A [1+2, 2+1, 1+3, 3+1] Practice on facts in Set A

Thursday

Daily Math


Common Core




Name _____

____/10

How many apples?

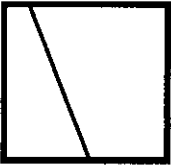


Are there more circles or triangles?



● circles
▲ triangles

Are the parts equal?




yes
no

Add.

$$\begin{array}{r} 0 \\ + 9 \\ \hline \end{array}$$
$$\begin{array}{r} 5 \\ + 0 \\ \hline \end{array}$$

Circle the tallest boy.




Subtract.

$$\begin{array}{r} 3 \\ - 0 \\ \hline \end{array}$$
$$\begin{array}{r} 0 \\ - 0 \\ \hline \end{array}$$


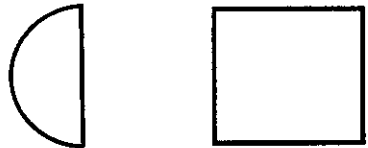
Write this number using digits.

e i g h t

Which clock shows eleven o'clock?



Color the half circle green.



Name _____

Directions: Highlight or color the words in the passage.

Read the passage 3 times. Color a happy face after each time you read.

little

it

is

me

I have a little dog. My little dog is very cute! He likes to lick me and he is black with little brown spots. I got him a red leash. It is good for long walks in the park. My dog likes to play in the little park that is by our house. He barks and barks at the birds. My little dog loves me and I love my little dog!



Illustrate the story.

Music Virtual Learning for Grades K, 1st and 2nd



For Music Day Choose Option 1 or Option 2 depending on whether you have internet or not.

For Free Day: Choose Option 1 or Option 2 again.

Option 1: (Internet) Dance to 2 Songs on the Wii “Just Dance”

Or do a Just Kids Dance on Youtube

Option 2: Sing Acapella (No music) with motions!

Song 1- If Your Happy and You Know it! (twice)

Song 2- 5 Little Ducks (twice)

Song 3- Old MacDonald (twice)

Kindergarten, 1st Grade and 2nd Grade P.E. E – Learning Lesson

For student e-learning credit students need to complete the log for Physical Education for the time slot provided. They may choose any of the following options to complete this. Make sure you have a parent sign off for you.

- 1) Students may play in the snow for 30 minutes.
- 2) Students may go for a walk for 30 minutes.
- 3) Students may play the Wii for 30 minutes playing a game that needs movement.
- 4) Students may also go on-line and follow work-outs for kids on u-tube. They have things like Just Dance videos and others on line.
- 5) If you are a Comcast customer you may go to On Demand to the fitness section and do a work-out video.
- 6) If you cannot do any of these then you may do the work-out provided below.

Do this work-out either by yourself or invite a family member to join you!!!!

- March in place for 1 minute or count each time a foot touches the floor and do 60 touches
- 10 push-ups
- 10 big arm circles forward
- March in place with high knees for 1 minute or 60 touches tapping the knee each time it comes up to hip level
- 10 sit-ups
- 20 Windmills. Stand with feet apart and arms straight out to the sides. Take right hand down to touch the left foot, keeping legs straight. Then do the same with the left hand down to the right foot. Every time you touch a foot count 1.
- 20 small arm circles forward and backward
- 20 Jumping Jacks
- Run in place for 2 minutes or as long as a commercial break takes on the T.V.

*****All of these exercises have been taught during gym class.

I Can't Draw Until I Practice



DRAWING PEOPLE USING SHAPES



There are as many ways to learn to draw as there are different kinds of people.



Some people find it easier to identify shapes when they draw.



The shapes I make do not have to look exactly like the objects I am trying to draw.



I could use a camera if I wanted an exact replica.



Start with an oval-like shape (or other shape) for the head.




Add a small rectangle for the neck.



Add a rounded rectangle for the body.



Add two more rectangles for legs.



Add two more rectangles for arms. Try to overlap them as shown.



Remember any rectangle-like shape will do. People come in all shapes and sizes.

Wow! We are doing great!



Add oval-like shapes for hands and feet.



Add a 'U' shape for thumbs. Add lines for fingers. Add facial features (eyes, nose, mouth...)



Decide on gender. Add hair and clothes.



Add more detail.

Erase unwanted guidelines.

♥ McGillivray 2000

Name _____

Date _____

Columbia Elementary Virtual Learning Day #5 (Free choice special)

Verification Sheet

Return completed Verification Sheet to your teacher when you return to school.

Library Activity	Maximum Time	Actual Time Spent	Parent Signature	Teacher Verification
<p>Grade 2: Website activity: *Log onto http://www.bbc.co.uk/guides/z3c6tfr and complete next stage. *Read library book, or log onto http://asp.tumblebooks.com/home.aspx to choose a book to read. Paper/pencil activity: *Complete question/answer page #Free Choice using the paper keyboard and read library book.</p> <p>Grade 1: Website activity: *Log onto http://www.abcya.com/first_grade_computers.htm and look under <i>LETTERS</i> for the KEYBOARD ZOO activity. Or, look under <i>SKILLS</i> for Cup Stacking Typing Game or TYPE ROCKET activities. Read/look thru library book, or log onto http://asp.tumblebooks.com/home.aspx to choose a book to read or to have read to you. Paper/pencil activity: *Complete question/answer page #Free Choice using the paper keyboard and read library book.</p> <p>Kindergarten: Website activity: *Log onto http://www.abcya.com/ and select Grade K-1 activities. Or log onto http://www.starfall.com/index.htm and select any of the 4 reading activities. Practice navigating around the website using a mouse. *Read/look thru library book, or log onto http://asp.tumblebooks.com/home.aspx to choose a book to read or have read to you. Paper/pencil activity: *Complete question/answer page #Free Choice using the paper keyboard and read library book.</p>	20-30 min.			
	20-30 min.			
	20-30 min.			

KEYBOARDING Grades K-1

NAME _____ DATE _____

*USE THE KEYBOARD TO ANSWER THE FOLLOWING QUESTIONS.

1.) Color the CONSONANT letters green and the VOWEL letters yellow.

OR

2.) Color the letters that are in your LAST name only.

3.) Use the letters on the keyboard to write 5 COLOR words you know:

4.) Color the EVEN numbers (digits) pink and color the ODD numbers (digits) purple.

5.) Use the digits to make 2 addition sentences
(for example: $2 + 5 = 7$).

#5 Free Choice

