

2nd Grade – E learning for 2nd Grade at Columbia Elementary School Day 5

*Submit verification to classroom teacher

	Activity	Time Spent	Parent Signature	Teacher Verification
Reading	Students must complete independent reading from their library books, guided reading books, or their National Geographic textbook. Then complete the Read Works A Day to Celebrate Earth from your packet.			
Math	Students must sign into www.mobymax.com . They must spend 15 minutes on the math category and 10 minutes on the Moby Max Fact Master. Then complete the subtraction facts, place value, and #12 Ma's Creations from your packet.			
Writing	Tell me about your favorite season. Give at least 5 reasons it is your favorite season. Write a paragraph that includes a question sentence for the beginning sentence.			
Additional Technology	Myngconnect.com Vocab Games www.logan.lib.in.us Tumble Books			
Specials	Choose Your Favorite Special			

Name: _____ Date: _____


Reading- Each day your child should read in their library books, guided reading books, or their National Geographic reading book. After reading (or being read to) for 20 minutes, your child should sign onto myngconnect.com. They will need their username and passwords that were sent home. If you need this again, please email your teacher. Once they have signed onto myngconnect.com they will need to click on My Books (it is a purple book with an octopus on the front). They will see the option of Student Book (Anthology) or Read on Your Own. Select the page numbers that correspond to their homework packet for the week. Complete the readings. If they are unable to complete the reading online, they should have brought home their large reading book to read in. Then complete the Read Works A Day to Celebrate Earth from your packet.

Math – Log into MobyMax.com. The student should spend at least 10 minutes on completing Math Facts and 15 minutes on the math category. Then complete the subtraction facts, place value, and #12 Ma's Creations from your packet.

Writing –Write about your favorite season. Give at least 5 reasons it is your favorite season. Make sure to begin your paragraph with a question sentence.

Additional Technology – Sign onto myngconnect and click on the green game tab. Follow directions according to the day. Then go to www.logan.lib.in.us and go to Tumble Books. Listen to 2 books.

A Day to Celebrate Earth



Max Planck Institute

Each year, Earth Day is celebrated in April. On Earth Day, millions of people will think of ways to stop pollution. They will talk about **recycling**¹ and planting trees. People will look for ways to save energy and water.

Lend Earth a Helping Hand!

People have been celebrating Earth Day since 1970. Earth Day was started by a man named Gaylord Nelson. Nelson was a United

States senator from Wisconsin. He was worried about the damage being done to the planet.

To celebrate Earth Day, people get together once a year to think about ways to protect Earth. But many people think that every day should be Earth Day. They say people should always work to stop **pollution**² and clean up the land and water.

Here are a few ways that you can help make every day Earth Day!

Don't Be a Litterbug!

Don't **litter**³! Be a good example for other kids. If you see litter, pick it up and put it in trash cans or recycling bins.

Recycle!

Cans, bottles, and newspapers can be **recycled**. That means these objects are put through a special process so they can be used again.

Start a can recycling program at your school. Use the money you earn from returning the cans to buy new playground equipment or to have an Earth Day party.

¹ **recycling**: processing items (such as glass, cans or paper) in order to allow the materials to be reused

² **pollution**: condition made impure or spoiled with waste

³ **litter**: to scatter about in disorder; to cover with a messy collection of trash

Save a Tree, Plant a Tree!

Paper is made from trees. You can save a tree by not wasting paper. Use both sides.

Celebrate National Arbor Day by planting a tree. This holiday encourages people to plant and care for trees.

Don't Waste Water!

You can easily **conserve**, or save, water. Turn the faucet off while brushing your teeth and washing your face.

Save Energy!

Save electricity by turning off the lights when you leave a room. Do not leave a radio or TV on if you aren't using it.

Name: _____


Date: _____

"A Day to Celebrate Earth" Questions

- _____ 1. Someone would read this passage to
- a. learn about the Earth.
 - b. learn about the life of Gaylord Nelson.
 - c. get information on how to best take care of the earth.
 - d. learn about trees.
- _____ 2. The author mentions Gaylord Nelson in this passage, because
- a. Nelson was from Wisconsin.
 - b. Nelson was a senator.
 - c. Nelson started Arbor Day.
 - d. Nelson started Earth Day.
- _____ 3. In the sentence, "If you see litter, pick it up and put it in trash cans or recycling bins", the word *litter* can be replaced with the word or words
- a. trees.
 - b. trash
 - c. paper.
 - d. milk cartons.
- _____ 4. The author includes the part called, "Save a Tree, Plant a Tree,"
- a. to encourage people to save paper.
 - b. to encourage people to plant trees.
 - c. to teach people about Arbor Day.
 - d. all of the above.
- _____ 5. What would happen if humans did not take good care of the Earth?

Name: _____ Date: _____

Understanding Place Value & Operations



Add.

$$\begin{array}{r} 17 \\ + 30 \\ \hline \end{array}$$

$$\begin{array}{r} 16 \\ + 44 \\ \hline \end{array}$$

$$\begin{array}{r} 20 \\ + 50 \\ \hline \end{array}$$

$70 + 12 = \underline{\quad}$

$59 + 32 = \underline{\quad}$

$29 + 12 = \underline{\quad}$

$$\begin{array}{r} 81 \\ - 50 \\ \hline \end{array}$$

$$\begin{array}{r} 72 \\ - 40 \\ \hline \end{array}$$

$$\begin{array}{r} 97 \\ - 53 \\ \hline \end{array}$$

$58 - 42 = \underline{\quad}$

$76 - 66 = \underline{\quad}$

$32 - 16 = \underline{\quad}$

$$\begin{array}{r} 17 \\ 62 \\ 21 \\ + 30 \\ \hline \end{array}$$

$$\begin{array}{r} 71 \\ 16 \\ + 42 \\ \hline \end{array}$$

$$\begin{array}{r} 37 \\ 52 \\ 20 \\ + 50 \\ \hline \end{array}$$

$$\begin{array}{r} 70 \\ 11 \\ + 12 \\ \hline \end{array}$$

$$\begin{array}{r} 10 \\ 20 \\ 51 \\ + 62 \\ \hline \end{array}$$

$$\begin{array}{r} 22 \\ 32 \\ 41 \\ + 50 \\ \hline \end{array}$$

$$\begin{array}{r} 91 \\ 12 \\ + 40 \\ \hline \end{array}$$


$$\begin{array}{r} 17 \\ 12 \\ 28 \\ + 53 \\ \hline \end{array}$$

$$\begin{array}{r} 20 \\ 19 \\ + 42 \\ \hline \end{array}$$

$$\begin{array}{r} 30 \\ 27 \\ 91 \\ + 66 \\ \hline \end{array}$$



Ma's Creations



Creator: _____ Day: _____ Date: _____

#12 Ma is so talented! Today Ma is visiting the beautiful sandy beach in Hawaii!



Ma & Poppy are in Hawaii! Everyone is scuba diving! Ma sees 48 colorful corals, Buster sees 67 sea snakes, Poppy sees 84 seahorses, and Grandma sees 92 sea turtles. How many coral reef sights were seen altogether? _____ Show your work.

Is this number even or odd? _____ Round this # to the nearest hundred: _____



Ma is catching crabs for dinner! If Ma caught 8,532 crabs, and she cooks 4,388 of them for Poppy & Grandma, how many crabs are left over for Buster & Furballs dinner? Show your work.



Grandma's wrestling sharks. She wrestles 5 sharks today. After a good wrestle, Grandma knocked out 4 teeth from each shark. How many sharks' teeth were knocked out in all?



Ma's sharing bottles of sunscreen with friends at the beach! She shares 15 bottles of sunscreen with 3 friends. How many bottles of sunscreen did each friend get?




Oh dear! Help Ma, stay on time! Ma started surfing at two, and she finished 7 hours later. What time did Ma stop catchin' waves? _____

Buster has to splash in the waves at 5:30. It will last 1 hour & 35 minutes. What time will Buster be done? _____



Ma found these seashells. She wants to fill 7 vases with these beautiful seashells. How many shells can fit in each vase? _____ How many are left over? _____



I Can't Draw Until I Practice



DRAWING PEOPLE USING SHAPES



There are as many ways to learn to draw as there are different kinds of people.



Some people find it easier to identify shapes when they draw.



The shapes I make do not have to look exactly like the objects I am trying to draw.



I could use a camera if I wanted an exact replica.



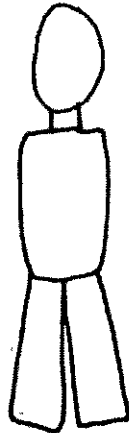
Start with an oval-like shape (or other shape) for the head.




Add a small rectangle for the neck.




Add a rounded rectangle for the body.



Add two more rectangles for legs.



Add two more rectangles for arms. Try to overlap them as shown.



Remember any rectangle-like shape will do. People come in all shapes and sizes.

Wow! We are doing great!



Add oval-like shapes for hands and feet.



Add a 'U' shape for thumbs. Add lines for fingers. Add facial features (eyes, nose, mouth...)



Decide on gender. Add hair and clothes.



Add more detail.

Erase unwanted guidelines.

♥ McGilliv 2000

Name _____

Date _____

Columbia Elementary Virtual Learning Day #5 (Free choice special)

Verification Sheet

Return completed Verification Sheet to your teacher when you return to school.

Library Activity

Grade 2:

Website activity:

*Log onto <http://www.bbc.co.uk/guides/z3c6tfr> and complete next stage.

*Read library book, or log onto <http://asp.tumblebooks.com/home.aspx> to choose a book to read.

Paper/pencil activity:

*Complete question/answer page #Free Choice using the paper keyboard and read library book.

Grade 1:

Website activity:

*Log onto http://www.abcya.com/first_grade_computers.htm and look under *LETTERS* for the *KEYBOARD ZOO* activity. Or, look under *SKILLS* for *Cup Stacking Typing Game* or *TYPE ROCKET* activities. Read/look thru library book, or log onto <http://asp.tumblebooks.com/home.aspx> to choose a book to read or to have read to you.

Paper/pencil activity:

*Complete question/answer page #Free Choice using the paper keyboard and read library book.

Kindergarten:

Website activity:

*Log onto <http://www.abcya.com/> and select Grade K-1 activities. Or log onto <http://www.starfall.com/index.htm> and select any of the 4 reading activities. Practice navigating around the website using a mouse.

*Read/look thru library book, or log onto <http://asp.tumblebooks.com/home.aspx> to choose a book to read or have read to you.

Paper/pencil activity:

*Complete question/answer page #Free Choice using the paper keyboard and read library book.

Maximum Time	Actual Time Spent	Parent Signature	Teacher Verification
20-30 min.			
20-30 min.			
20-30 min.			

KEYBOARDING Grades 2-3

NAME _____ DATE _____

1.) FILL IN ALL THE MISSING KEYS ON THE PAPER KEYBOARD. You may use it to help you answer the following questions. HINT: Place your fingers on home row on the paper keyboard to find the answers.

2.) List the letters your fingers rest on in Home Row:

Left: _____ Right: _____

3.) What finger do you strike the E key with?

a.) right pointer b.) left middle c.) right ring d.) left pinkie

4.) List all the letter keys you strike with your left pinkie: _____

5.) You use your right [pinkie pointer middle ring] finger to strike the period key.
(choose one)

6.) Do you strike the letter B with your [RIGHT or LEFT] pointer finger.
(circle one)

7.) Color all the letters you strike with your right pointer finger blue.

#5 Free Choice

LEFT

RIGHT

~	!	@	#	\$	%	^	&	*	()	=	+ =	delete	
1	2	3	4	5	6	7	8	9	0					
tab	Q	W	E	R	T	Y	U	I	O	P	{	}		
caps lock	A	S	D	F	G	H	J	K	L	;	:"		return	
shift	Z	X	C	V	B	N	M	<	>	? /			shift	
				space										

NAME _____

Music Virtual Learning for Grades K, 1st and 2nd



For Music Day Choose Option 1 or Option 2 depending on whether you have internet or not.

For Free Day: Choose Option 1 or Option 2 again.

**Option 1: (Internet) Dance to 2 Songs on the Wii “Just Dance”
Or do a Just Kids Dance on Youtube**

Option 2: Sing Acapella (No music) with motions!

Song 1- If Your Happy and You Know it! (twice)

Song 2- 5 Little Ducks (twice)

Song 3- Old MacDonald (twice)

Kindergarten, 1st Grade and 2nd Grade P.E. E – Learning Lesson

For student e-learning credit students need to complete the log for Physical Education for the time slot provided. They may choose any of the following options to complete this. Make sure you have a parent sign off for you.

- 1) Students may play in the snow for 30 minutes.
- 2) Students may go for a walk for 30 minutes.
- 3) Students may play the Wii for 30 minutes playing a game that needs movement.
- 4) Students may also go on-line and follow work-outs for kids on u-tube. They have things like Just Dance videos and others on line.
- 5) If you are a Comcast customer you may go to On Demand to the fitness section and do a work-out video.
- 6) If you cannot do any of these then you may do the work-out provided below.

Do this work-out either by yourself or invite a family member to join you!!!!

- March in place for 1 minute or count each time a foot touches the floor and do 60 touches
- 10 push-ups
- 10 big arm circles forward
- March in place with high knees for 1 minute or 60 touches tapping the knee each time it comes up to hip level
- 10 sit-ups
- 20 Windmills. Stand with feet apart and arms straight out to the sides. Take right hand down to touch the left foot, keeping legs straight. Then do the same with the left hand down to the right foot. Every time you touch a foot count 1.
- 20 small arm circles forward and backward
- 20 Jumping Jacks
- Run in place for 2 minutes or as long as a commercial break takes on the T.V.

*****All of these exercises have been taught during gym class.