

Columbia Elementary School Virtual Learning

Fifth Grade

Mrs. Piercy, Mr. Tocco, Mr. Zvers

Mrs. Huffman (special education), Mr. Walter (Title)

Mrs. Hickle (library), Mrs. Kuhn (Gym), Mrs. Lucero (Music), Mrs. Mayer (Art)

Dear Parents,

All Logansport Community School Corporation schools will be incorporating Virtual Learning days into this school year in order to ensure quality student learning and to eliminate the possibility of making up a large number of snow days at the end of the school year.

If school is canceled due to weather, that day will be a Virtual Learning Day. Students can work *before, during, or after school hours* on the Virtual Learning Day to complete the mandatory work at home instead of making up snow days at a later time. On any Virtual Learning Day, teachers will be available by email between the hours of 8:00 a.m. and 3:10 p.m. Teachers will be checking email throughout the day so that they can answer any questions that students may have. Students will have two (2) days after the Virtual Learning day to return finished assignments to their teachers.

Each student has been given a packet at school which contains assignments for five (5) Virtual Learning Days. You can also find these assignments by going to the Virtual Learning tab on the school corporation website: www.lcsc.k12.in.us. Students are required to complete the assigned work. **If students do not have access to the internet on Virtual Learning Days, they will not be penalized.**

On Virtual Learning Days, students should do the following:

- Go to their paper Virtual Learning Packet or to www.lcsc.k12.in.us to access their grade level's packet.
- Follow the instructions for that day's packet.
- If students have internet access, they should complete the website assignments. **If there is no internet access, students will complete those assignments at school on a regular school day.**
- Be sure to have a parent or other adult family member sign the Verification Sheet.
- Return the completed Verification Sheet to the classroom teacher when students return to school.
- Return completed written assignments to the classroom teacher when students return to school. **Students will have two (2) days after the Virtual Learning Day to return the Verification Sheet and completed written assignments.**
- Completed work may be emailed to the classroom teacher if possible.
- Students will be marked as in attendance on Virtual Learning Days when they complete and submit their work and Verification Sheets. **Students will be marked absent if completed work and signed Verification Sheets are not submitted to the classroom teacher.**
- If students have questions regarding their assignments, they may email their teachers:

- piercyp@lcsc.k12.in.us
- toccotj@lcsc.k12.in.us
- zversc@lcsc.k12.in.us
- huffmanr@lcsc.k12.in.us
- waltera@lcsc.k12.in.us
- hicklec@lcsc.k12.in.us
- kuhnd@lcsc.k12.in.us
- luceroof@lcsc.k12.in.us
- mayerh@lcsc.k12.in.us

Office staff members will be at school on Virtual Learning Days. You may call the school office at 574-753-3432 if they may be of assistance to you in any way. If students experience problems or issues of any kind, please call and let Mrs. Loposser or Mrs. Crook know. Columbia Elementary staff members want this to be a positive experience for all students and will work with you to resolve any issues.

Thank you for encouraging your children to enjoy learning on Virtual Learning days! We appreciate your help and your support.

Aprendizaje Virtual Escuela Primaria Columbia

Quinto Año Escolar

Mrs. Piercy, Mr. Tocco, Mr. Zvers

Mrs. Huffman (special education), Mr. Walter (Title)

Mrs. Hickle (library), Mrs. Kuhn (Gym), Mrs. Lucero (Music), Mrs. Mayer (Art)

o Estimados padres de familia,

Todas las escuelas de la Corporación Escolar de Logansport estarán incorporando día Virtuales de Aprendizaje en este curso escolar con el fin de garantizar el aprendizaje del alumno y la calidad de eliminar la posibilidad de realizar un gran número de días de nieve al final del año escolar.

Si la escuela se cancela debido al mal tiempo, ese día será un día de aprendizaje virtual. Los estudiantes pueden trabajar antes, durante o después de las horas de clase en el Día Virtual de Aprendizaje para completar el trabajo obligatorio en casa en lugar de compensar los días de nieve en un momento posterior. En cualquier Día Virtual de Aprendizaje, los maestros estarán disponibles por correo electrónico entre las 8:00 am y 3:10 pm Los maestros serán consultar el correo electrónico durante todo el día para que puedan responder a cualquier pregunta que los estudiantes puedan tener. Los estudiantes tendrán dos (2) días después del día de Aprendizaje Virtual para volver asignaciones terminados a sus maestros.

A cada estudiante se le ha dado un paquete en la escuela que contiene las asignaciones de los cinco (5) Días Virtuales de Aprendizaje. También puede encontrar estas asignaciones por ir a la pestaña de aprendizaje virtual en la página web de la corporación escolar: www.lcsc.k12.in.us. Los estudiantes están obligados a completar el trabajo asignado. **Si los estudiantes no tienen acceso a internet en los Días Virtuales de Aprendizaje, el/los estudiante no serán penalizados.**

En Días Virtuales de Aprendizaje, los estudiantes deben hacer lo siguiente:

- mire su papel de paquetes de aprendizaje virtual o para www.lcsc.k12.in.us acceder a paquetes de su nivel de grado.
- Siga las instrucciones para el paquete de ese día.
- Si los estudiantes tienen acceso a Internet, deben completar las asignaciones de sitios web. Si no hay acceso a Internet, los estudiantes completan esas tareas en la escuela en un día regular de clases.
- Asegúrese de tener un padre u otro familiar adulto firmar la Hoja de Verificación.
- Devuelva la Hoja de Verificación completada al maestro de la clase cuando los estudiantes regresen a la escuela.
- Devuelva completado los trabajos escritos a la maestra cuando los estudiantes regresen a la escuela. Los estudiantes tendrán dos (2) días después del Día Virtual de Aprendizaje para regresar la Hoja de Verificación y tareas escritas.
- El trabajo terminado puede ser enviado por correo electrónico al maestro si es posible.

- Los estudiantes serán marcados como en la asistencia en los Días Virtuales de Aprendizaje cuando completen y presenten sus hojas de trabajo y verificación. Los estudiantes serán considerados ausentes si el trabajo completado y Hojas de verificación firmados no se presentan a la maestra.

- Si los estudiantes tienen preguntas relacionadas con sus tareas, pueden enviar por correo electrónico sus maestros:

- piercyp@lcsc.k12.in.us
- toccotj@lcsc.k12.in.us
- zversc@lcsc.k12.in.us
- huffmanr@lcsc.k12.in.us
- waltera@lcsc.k12.in.us
- hicklec@lcsc.k12.in.us
- kuhnd@lcsc.k12.in.us
- lucero@lcsc.k12.in.us
- mayerh@lcsc.k12.in.us

Miembros del personal de Office estarán en la escuela en los días de aprendizaje virtuales. Usted puede llamar a la oficina al 574-753-3432 si pueden ser de ayuda para usted de ninguna manera. Si los estudiantes experimentan problemas o cuestiones de cualquier tipo, por favor llame y deje que la señora Loposser o señora Crook sepan de la situación. Miembros del personal de Columbia Primaria quieren que esto sea una experiencia positiva para todos los estudiantes y trabajarán con usted para resolver cualquier problema.

Gracias por animar a sus hijos a disfrutar del aprendizaje en los días de Aprendizaje Virtual usted!
Apreciamos su ayuda y su apoyo.

Columbia Elementary Virtual Learning Day 1

Verification Sheet

Return completed Verification Sheet to your teacher when you return to school.

Activity	Maximum Time	Actual Time Spent	Parent Signature	Teacher Verification
Independent Reading	20 minutes			
Moby Max	50 minutes			
Spelling City	20 minutes			
Writing	30 minutes			
Special Areas	30 minutes			

Independent Reading: -Students must read books in their levels independently for 20 minutes. They should then create their own question and answer it completely. Be sure to include evidence from the text to support your answer. They will save and send as an attachment to their homeroom teacher at piercyp@lcsc.k12.in.us, toccot@lcsc.k12.in.us, or zversc@lcsc.k12.in.us.

Website assignment: Moby Max - Students must sign into www.mobymax.com . They must complete 5 minutes of Fact Master, 10 minutes on other math lesson, 15 minutes of Language Arts lesson, and 20 minutes of a social studies lesson.

Website assignment: Spelling City – Students must sign into www.spellingcity.com . They should practice their word list for the week and take a practice test.

Writing: Students should go to Word and type their story prompt for the day from the packet. They will save and send as an attachment to piercyp@lcsc.k12.in.us, toccot@lcsc.k12.in.us, or zversc@lcsc.k12.in.us.

Specials area assignment:

Goodbye to Lice

National program is launched to erase head lice from schools.

Spiders and bats may spook you, but nothing will make your skin crawl more than head lice. The tiny **parasites** can infest your hair, lay eggs, and suck your blood like a mosquito. A parasite is an organism that lives in or on another animal.

Each year, 6 million to 12 million Americans become infested with lice, and many of those affected are kids. Head lice outbreaks are the number-one reason that kids miss school. Now the National Parent Teacher Association is fighting back against lice. The group is launching a national head lice check program called Keeping Our Kids Lice Free.

Lice are not dangerous, but they are highly **contagious**. They easily spread from one person to another. Although the tiny bugs (each no larger than a sesame seed) can't fly, they can crawl very quickly.

The most common way of getting lice is through head-to-head contact. However, lice can also be spread through the sharing of personal items such as hats, scarves, headphones, barrettes, and combs.

To prevent lice from making your head their home, experts say to follow these tips.

- Avoid head-to-head contact.
- Don't share personal clothing or hair items.
- Use your own sleeping bag and pillow on sleepovers.

Name: _____

Date: _____

“Goodbye to Lice” Questions

- _____ 1. The author wrote this article to
 - a. give the reader information about lice.
 - b. compare lice to spiders and bats.
 - c. find out why children miss school.
 - d. tell a story.

- _____ 2. The National Parent Teacher Association is interested in stopping the spread of lice, probably because
 - a. lice might cause blood loss.
 - b. lice outbreaks cause kids to miss school.
 - c. lice might spread from person to person via headphones.
 - d. kids can't think very well if lice are bothering them.

- _____ 3. The author includes expert advice in the article to
 - a. prove that the author knows about the subject.
 - b. convince kids that lice are harmful.
 - c. tell kids how to avoid lice.
 - d. tell the reader that lice can be treated.

- _____ 4. Another example of a parasite is
 - a. ringworm.
 - b. a dog flea.
 - c. a deer tick.
 - d. all of the above.

- _____ 5. Which statements does the author include in the passage to motivate kids to avoid head lice?

Created on MathScore.com

Name: _____

- | | | | | | | | | | |
|---|---|--|---|---|---|---|--|---|--|
| 1. | 2. | 3. | 4. | 5. | 6. | 7. | 8. | 9. | 10. |
| $\begin{array}{r} 7 \\ \times 8 \\ \hline \end{array}$ | $\begin{array}{r} 7 \\ \times 9 \\ \hline \end{array}$ | $\begin{array}{r} 8 \\ \times 8 \\ \hline \end{array}$ | $\begin{array}{r} 7 \\ \times 8 \\ \hline \end{array}$ | $\begin{array}{r} 8 \\ \times 5 \\ \hline \end{array}$ | $\begin{array}{r} 10 \\ \times 9 \\ \hline \end{array}$ | $\begin{array}{r} 6 \\ \times 10 \\ \hline \end{array}$ | $\begin{array}{r} 10 \\ \times 6 \\ \hline \end{array}$ | $\begin{array}{r} 10 \\ \times 6 \\ \hline \end{array}$ | $\begin{array}{r} 5 \\ \times 5 \\ \hline \end{array}$ |
| 11. | 12. | 13. | 14. | 15. | 16. | 17. | 18. | 19. | 20. |
| $\begin{array}{r} 8 \\ \times 8 \\ \hline \end{array}$ | $\begin{array}{r} 7 \\ \times 6 \\ \hline \end{array}$ | $\begin{array}{r} 10 \\ \times 6 \\ \hline \end{array}$ | $\begin{array}{r} 10 \\ \times 7 \\ \hline \end{array}$ | $\begin{array}{r} 6 \\ \times 7 \\ \hline \end{array}$ | $\begin{array}{r} 8 \\ \times 8 \\ \hline \end{array}$ | $\begin{array}{r} 5 \\ \times 5 \\ \hline \end{array}$ | $\begin{array}{r} 7 \\ \times 8 \\ \hline \end{array}$ | $\begin{array}{r} 8 \\ \times 9 \\ \hline \end{array}$ | $\begin{array}{r} 6 \\ \times 6 \\ \hline \end{array}$ |
| 21. | 22. | 23. | 24. | 25. | 26. | 27. | 28. | 29. | 30. |
| $\begin{array}{r} 9 \\ \times 6 \\ \hline \end{array}$ | $\begin{array}{r} 10 \\ \times 5 \\ \hline \end{array}$ | $\begin{array}{r} 5 \\ \times 9 \\ \hline \end{array}$ | $\begin{array}{r} 7 \\ \times 5 \\ \hline \end{array}$ | $\begin{array}{r} 5 \\ \times 7 \\ \hline \end{array}$ | $\begin{array}{r} 5 \\ \times 8 \\ \hline \end{array}$ | $\begin{array}{r} 5 \\ \times 8 \\ \hline \end{array}$ | $\begin{array}{r} 10 \\ \times 10 \\ \hline \end{array}$ | $\begin{array}{r} 9 \\ \times 9 \\ \hline \end{array}$ | $\begin{array}{r} 6 \\ \times 10 \\ \hline \end{array}$ |
| 31. | 32. | 33. | 34. | 35. | 36. | 37. | 38. | 39. | 40. |
| $\begin{array}{r} 5 \\ \times 10 \\ \hline \end{array}$ | $\begin{array}{r} 8 \\ \times 5 \\ \hline \end{array}$ | $\begin{array}{r} 10 \\ \times 10 \\ \hline \end{array}$ | $\begin{array}{r} 9 \\ \times 7 \\ \hline \end{array}$ | $\begin{array}{r} 9 \\ \times 10 \\ \hline \end{array}$ | $\begin{array}{r} 9 \\ \times 8 \\ \hline \end{array}$ | $\begin{array}{r} 6 \\ \times 9 \\ \hline \end{array}$ | $\begin{array}{r} 8 \\ \times 7 \\ \hline \end{array}$ | $\begin{array}{r} 8 \\ \times 5 \\ \hline \end{array}$ | $\begin{array}{r} 7 \\ \times 8 \\ \hline \end{array}$ |
| 41. | 42. | 43. | 44. | 45. | 46. | 47. | 48. | 49. | 50. |
| $\begin{array}{r} 7 \\ \times 8 \\ \hline \end{array}$ | $\begin{array}{r} 6 \\ \times 7 \\ \hline \end{array}$ | $\begin{array}{r} 5 \\ \times 5 \\ \hline \end{array}$ | $\begin{array}{r} 7 \\ \times 10 \\ \hline \end{array}$ | $\begin{array}{r} 10 \\ \times 8 \\ \hline \end{array}$ | $\begin{array}{r} 10 \\ \times 5 \\ \hline \end{array}$ | $\begin{array}{r} 8 \\ \times 7 \\ \hline \end{array}$ | $\begin{array}{r} 6 \\ \times 7 \\ \hline \end{array}$ | $\begin{array}{r} 7 \\ \times 10 \\ \hline \end{array}$ | $\begin{array}{r} 10 \\ \times 6 \\ \hline \end{array}$ |
| 51. | 52. | 53. | 54. | 55. | 56. | 57. | 58. | 59. | 60. |
| $\begin{array}{r} 10 \\ \times 8 \\ \hline \end{array}$ | $\begin{array}{r} 9 \\ \times 5 \\ \hline \end{array}$ | $\begin{array}{r} 7 \\ \times 6 \\ \hline \end{array}$ | $\begin{array}{r} 7 \\ \times 10 \\ \hline \end{array}$ | $\begin{array}{r} 7 \\ \times 10 \\ \hline \end{array}$ | $\begin{array}{r} 7 \\ \times 9 \\ \hline \end{array}$ | $\begin{array}{r} 7 \\ \times 8 \\ \hline \end{array}$ | $\begin{array}{r} 6 \\ \times 8 \\ \hline \end{array}$ | $\begin{array}{r} 9 \\ \times 8 \\ \hline \end{array}$ | $\begin{array}{r} 7 \\ \times 8 \\ \hline \end{array}$ |
| 61. | 62. | 63. | 64. | 65. | 66. | 67. | 68. | 69. | 70. |
| $\begin{array}{r} 6 \\ \times 6 \\ \hline \end{array}$ | $\begin{array}{r} 9 \\ \times 9 \\ \hline \end{array}$ | $\begin{array}{r} 9 \\ \times 10 \\ \hline \end{array}$ | $\begin{array}{r} 6 \\ \times 6 \\ \hline \end{array}$ | $\begin{array}{r} 10 \\ \times 5 \\ \hline \end{array}$ | $\begin{array}{r} 7 \\ \times 9 \\ \hline \end{array}$ | $\begin{array}{r} 9 \\ \times 5 \\ \hline \end{array}$ | $\begin{array}{r} 10 \\ \times 5 \\ \hline \end{array}$ | $\begin{array}{r} 7 \\ \times 7 \\ \hline \end{array}$ | $\begin{array}{r} 10 \\ \times 9 \\ \hline \end{array}$ |
| 71. | 72. | 73. | 74. | 75. | 76. | 77. | 78. | 79. | 80. |
| $\begin{array}{r} 6 \\ \times 7 \\ \hline \end{array}$ | $\begin{array}{r} 8 \\ \times 9 \\ \hline \end{array}$ | $\begin{array}{r} 5 \\ \times 10 \\ \hline \end{array}$ | $\begin{array}{r} 6 \\ \times 9 \\ \hline \end{array}$ | $\begin{array}{r} 7 \\ \times 8 \\ \hline \end{array}$ | $\begin{array}{r} 7 \\ \times 9 \\ \hline \end{array}$ | $\begin{array}{r} 10 \\ \times 6 \\ \hline \end{array}$ | $\begin{array}{r} 8 \\ \times 8 \\ \hline \end{array}$ | $\begin{array}{r} 5 \\ \times 9 \\ \hline \end{array}$ | $\begin{array}{r} 10 \\ \times 10 \\ \hline \end{array}$ |
| 81. | 82. | 83. | 84. | 85. | 86. | 87. | 88. | 89. | 90. |
| $\begin{array}{r} 10 \\ \times 6 \\ \hline \end{array}$ | $\begin{array}{r} 9 \\ \times 9 \\ \hline \end{array}$ | $\begin{array}{r} 7 \\ \times 8 \\ \hline \end{array}$ | $\begin{array}{r} 9 \\ \times 10 \\ \hline \end{array}$ | $\begin{array}{r} 10 \\ \times 9 \\ \hline \end{array}$ | $\begin{array}{r} 9 \\ \times 6 \\ \hline \end{array}$ | $\begin{array}{r} 6 \\ \times 7 \\ \hline \end{array}$ | $\begin{array}{r} 10 \\ \times 6 \\ \hline \end{array}$ | $\begin{array}{r} 6 \\ \times 5 \\ \hline \end{array}$ | $\begin{array}{r} 5 \\ \times 9 \\ \hline \end{array}$ |
| 91. | 92. | 93. | 94. | 95. | 96. | 97. | 98. | 99. | 100. |
| $\begin{array}{r} 9 \\ \times 8 \\ \hline \end{array}$ | $\begin{array}{r} 7 \\ \times 8 \\ \hline \end{array}$ | $\begin{array}{r} 9 \\ \times 10 \\ \hline \end{array}$ | $\begin{array}{r} 6 \\ \times 9 \\ \hline \end{array}$ | $\begin{array}{r} 9 \\ \times 5 \\ \hline \end{array}$ | $\begin{array}{r} 9 \\ \times 9 \\ \hline \end{array}$ | $\begin{array}{r} 7 \\ \times 7 \\ \hline \end{array}$ | $\begin{array}{r} 7 \\ \times 10 \\ \hline \end{array}$ | $\begin{array}{r} 5 \\ \times 6 \\ \hline \end{array}$ | $\begin{array}{r} 9 \\ \times 5 \\ \hline \end{array}$ |

- | | | | | | | | | | |
|----------------------|----------------------|----------------------|----------------------|----------------------|----------------------|----------------------|----------------------|----------------------|----------------------|
| 1. | 2. | 3. | 4. | 5. | 6. | 7. | 8. | 9. | 10. |
| <input type="text"/> | <input type="text"/> | <input type="text"/> | <input type="text"/> | <input type="text"/> | <input type="text"/> | <input type="text"/> | <input type="text"/> | <input type="text"/> | <input type="text"/> |
| 8 40 | 8 40 | 3 18 | 2 18 | 5 25 | 8 16 | 4 4 | 9 36 | 5 45 | 8 16 |
| 11. | 12. | 13. | 14. | 15. | 16. | 17. | 18. | 19. | 20. |
| <input type="text"/> | <input type="text"/> | <input type="text"/> | <input type="text"/> | <input type="text"/> | <input type="text"/> | <input type="text"/> | <input type="text"/> | <input type="text"/> | <input type="text"/> |
| 5 25 | 4 16 | 5 15 | 8 56 | 3 15 | 1 9 | 3 15 | 8 16 | 6 54 | 5 10 |
| 21. | 22. | 23. | 24. | 25. | 26. | 27. | 28. | 29. | 30. |
| <input type="text"/> | <input type="text"/> | <input type="text"/> | <input type="text"/> | <input type="text"/> | <input type="text"/> | <input type="text"/> | <input type="text"/> | <input type="text"/> | <input type="text"/> |
| 3 9 | 4 16 | 3 6 | 3 12 | 6 54 | 4 24 | 8 8 | 5 15 | 6 6 | 6 12 |
| 31. | 32. | 33. | 34. | 35. | 36. | 37. | 38. | 39. | 40. |
| <input type="text"/> | <input type="text"/> | <input type="text"/> | <input type="text"/> | <input type="text"/> | <input type="text"/> | <input type="text"/> | <input type="text"/> | <input type="text"/> | <input type="text"/> |
| 9 9 | 1 5 | 8 8 | 6 24 | 6 36 | 5 25 | 9 45 | 6 36 | 9 27 | 3 18 |
| 41. | 42. | 43. | 44. | 45. | 46. | 47. | 48. | 49. | 50. |
| <input type="text"/> | <input type="text"/> | <input type="text"/> | <input type="text"/> | <input type="text"/> | <input type="text"/> | <input type="text"/> | <input type="text"/> | <input type="text"/> | <input type="text"/> |
| 9 54 | 6 54 | 7 21 | 1 3 | 3 18 | 2 16 | 6 12 | 8 40 | 4 20 | 1 5 |
| 51. | 52. | 53. | 54. | 55. | 56. | 57. | 58. | 59. | 60. |
| <input type="text"/> | <input type="text"/> | <input type="text"/> | <input type="text"/> | <input type="text"/> | <input type="text"/> | <input type="text"/> | <input type="text"/> | <input type="text"/> | <input type="text"/> |
| 8 32 | 1 2 | 4 4 | 6 18 | 4 8 | 3 15 | 2 6 | 5 20 | 1 4 | 6 36 |
| 61. | 62. | 63. | 64. | 65. | 66. | 67. | 68. | 69. | 70. |
| <input type="text"/> | <input type="text"/> | <input type="text"/> | <input type="text"/> | <input type="text"/> | <input type="text"/> | <input type="text"/> | <input type="text"/> | <input type="text"/> | <input type="text"/> |
| 8 64 | 4 24 | 4 12 | 8 8 | 8 56 | 6 30 | 5 30 | 6 42 | 7 7 | 6 54 |
| 71. | 72. | 73. | 74. | 75. | 76. | 77. | 78. | 79. | 80. |
| <input type="text"/> | <input type="text"/> | <input type="text"/> | <input type="text"/> | <input type="text"/> | <input type="text"/> | <input type="text"/> | <input type="text"/> | <input type="text"/> | <input type="text"/> |
| 9 36 | 6 54 | 5 5 | 6 24 | 6 42 | 1 6 | 2 18 | 6 6 | 9 81 | 4 12 |
| 81. | 82. | 83. | 84. | 85. | 86. | 87. | 88. | 89. | 90. |
| <input type="text"/> | <input type="text"/> | <input type="text"/> | <input type="text"/> | <input type="text"/> | <input type="text"/> | <input type="text"/> | <input type="text"/> | <input type="text"/> | <input type="text"/> |
| 3 6 | 6 36 | 8 40 | 7 28 | 8 16 | 1 6 | 6 30 | 8 8 | 9 36 | 9 36 |
| 91. | 92. | 93. | 94. | 95. | 96. | 97. | 98. | 99. | 100. |
| <input type="text"/> | <input type="text"/> | <input type="text"/> | <input type="text"/> | <input type="text"/> | <input type="text"/> | <input type="text"/> | <input type="text"/> | <input type="text"/> | <input type="text"/> |
| 4 8 | 4 16 | 5 35 | 2 2 | 6 6 | 7 63 | 4 4 | 2 4 | 1 8 | 2 2 |



Name _____

▲ Add or subtract.

1.
$$\begin{array}{r} 36,739 \\ + 69,331 \\ \hline \end{array}$$

2.
$$\begin{array}{r} 68,472 \\ + 16,559 \\ \hline \end{array}$$

3.
$$\begin{array}{r} 70,331 \\ - 46,935 \\ \hline \end{array}$$

4.
$$\begin{array}{r} 28,633 \\ - 9,468 \\ \hline \end{array}$$

5.
$$\begin{array}{r} 72,280 \\ - 18,942 \\ \hline \end{array}$$

6.
$$\begin{array}{r} 7,489 \\ + 69,043 \\ \hline \end{array}$$

7.
$$\begin{array}{r} 14,863 \\ + 46,456 \\ \hline \end{array}$$

8.
$$\begin{array}{r} 46,835 \\ + 22,886 \\ \hline \end{array}$$

▲ Write each set of numbers in order from least to greatest.

1. 9,567,342 _____
 9,567,432 _____
 9,557,442 _____

2. 5,768,209,472 _____
 5,756,209,472 _____
 5,760,209,472 _____

3. 800,306,101,002 _____
 800,036,101,002 _____
 800,306,011,002 _____

▲ Write the first ten multiples other than zero of 3 and 4.

3 _____

4 _____

Name two common multiples of 3 and 4. _____


What is the least common multiple (LCM) of 3 and 4? _____



Bonus Box: Choose an addition or subtraction problem from the top of the page. Write a story problem to illustrate it.


Little bugs...

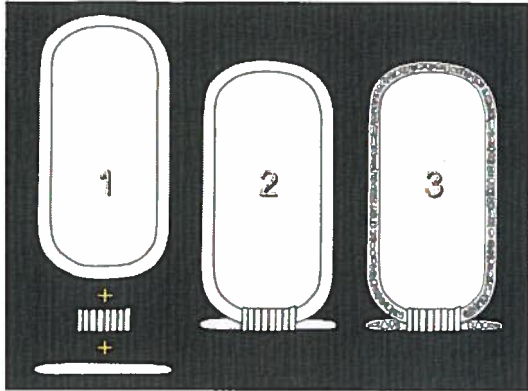
Narrative Writing: On the back of this drawing, write a funny tale about the day in the life of a louse.



Who has come for dinner?































Expository Writing: If you could invite one famous person in the history of the world (dead or alive) over for dinner, who would receive the invitation? Why would you invite this person? What would you talk about while eating? Write a story detailing this dinner.





Make Your Own Egyptian Cartouche

A **cartouche** is an oval frame which surrounds the **hieroglyphs** that make up the name of an Egyptian God or royal person. It represents a looped rope which has the magical power to protect the name that is written inside it. A cartouche was meant to protect against evil spirits both in this life and the afterlife. **Hieroglyphs** are word pictures which represent the sounds of the Ancient Egyptian language. Use the alphabet above to create a cartouche translating your name from English into Ancient Egyptian hieroglyphics. Draw an oval cartouche around your name and color in with any available medium.

 A	 B	 B	 C	 D	 E
 F	 G	 H	 H	 I	 J
 K	 L	 M	 N	 N	 O
 P	 Q	 R	 S	 T	 T
 U	 V	 W	 X	 Y	 Z

