

## Columbia Elementary Virtual Learning Day 2

### Verification Sheet

\*Return completed Verification Sheet to your teacher when you return to school.\*

Activity	Maximum Time	Actual Time Spent	Parent Signature	Teacher Verification
Independent Reading	20 minutes			
Moby Max	50 minutes			
Spelling City	20 minutes			
Writing	30 minutes			
Special Areas	30 minutes			

**Independent Reading:** -Students must read books in their levels independently for 20 minutes. They should then create their own question and answer it completely. Be sure to include evidence from the text to support your answer. They will save and send as an attachment to their homeroom teacher at [piercyp@lcsc.k12.in.us](mailto:piercyp@lcsc.k12.in.us), [toccotj@lcsc.k12.in.us](mailto:toccotj@lcsc.k12.in.us), or [zversc@lcsc.k12.in.us](mailto:zversc@lcsc.k12.in.us).

**Website assignment:** Moby Max - Students must sign into [www.mobymax.com](http://www.mobymax.com) They must complete 5 minutes of Fact Master, 10 minutes on other math lesson, 15 minutes of Language Arts lesson, and 20 minutes of a science lesson.

**Website assignment:** Spelling City – Students must sign into [www.spellingcity.com](http://www.spellingcity.com) . They should practice their word list for the week and take a practice test.

**Writing:** Students should go to Word and type their story prompt for the day from the packet. They will save and send as an attachment to [piercyp@lcsc.k12.in.us](mailto:piercyp@lcsc.k12.in.us), [toccotj@lcsc.k12.in.us](mailto:toccotj@lcsc.k12.in.us), or [zversc@lcsc.k12.in.us](mailto:zversc@lcsc.k12.in.us).

**Specials area assignment:**

# Great Wall, Great Jump

Daredevil skateboarder Danny Way knows how to jump into the record books. When Way rode his skateboard over a 70-foot-wide section of the **Great Wall of China**<sup>1</sup>, he became the first human to leap over the 2,000-year-old wall. Several people have tried to jump the wall using bicycles, but all have failed. The Chinese built the wall to keep invaders out.

Way made the jump using a Mega Ramp, a 65-foot-high ramp. Way, who is one of the most famous skateboarders in the world, sped down the ramp and over the wall at a blistering speed of about 55 miles an hour.

"I was aware of the dangers, and my heart was pumping in my chest the whole time," Way told *The New York Times*. "But I managed to pull it off."

Way soared over the Great Wall and landed on a 100-foot-long curved ramp. Although Way **botched**<sup>2</sup> the landing on his first attempt, he went on to successfully complete the jump four times. To thrill the cheering crowd, which included Chinese **dignitaries**<sup>3</sup>, thousands of spectators, and his own family, Way tossed in several gravity-defying spins on his last three attempts.

After the jump, the Chinese Minister of Culture presented Way with a small chunk of the wall.

"I came to China with a goal and that was to jump over the Great Wall," Way told reporters. "I have accomplished that and I feel like my job is done. I am honored to have my visions embraced by the people of China."

---

<sup>1</sup>**Great Wall of China:** a system of fortified walls with a roadway along the top, built as a defense for China

<sup>2</sup> **botched:** made a mess of; ruined

<sup>3</sup> **dignitary:** a person of high position or honor

Question Sheet

Name: \_\_\_\_\_

Date: \_\_\_\_\_

**“Great Wall, Great Jump” Questions**

- \_\_\_ 1. The decision that probably helped Danny succeed where others failed was
- a. the use of a bicycle.
  - b. the use of a high ramp and skateboard.
  - c. the gravity-defying spins in the air.
  - d. all of the above.
- \_\_\_ 2. The arrangement of ramps on both sides of the Great Wall must have looked somewhat like a
- a. bridge.
  - b. railroad crossing.
  - c. roller coaster.
  - d. parking lot.
- \_\_\_ 3. When Way says “I managed to pull it off” he means he
- a. pulled a muscle while making the jump.
  - b. was successful at completing the jump.
  - c. tricked everyone into believing that he actually made the jump.
  - d. was able to pull the skateboard off the wall.
- \_\_\_ 4. Danny has a lot of determination. That is clear from the fact(s) that
- a. he performed the jump in spite of fear.
  - b. he tried something everyone else had failed at.
  - c. he kept at it in spite of an imperfect first attempt.
  - d. all of the above.
- \_\_\_ 5. Why does Way say that he is “honored” by the people of China?

---

---

---

---







Name \_\_\_\_\_

▲ Add or subtract.

1. 
$$\begin{array}{r} 2,647,934 \\ 363,829 \\ 54,275 \\ + 26,738 \\ \hline \end{array}$$

2. 
$$\begin{array}{r} 94,000,300 \\ - 6,254,268 \\ \hline \end{array}$$

3. 
$$\begin{array}{r} 67,368,223 \\ + 25,524,938 \\ \hline \end{array}$$

4. 
$$\begin{array}{r} 42,671,003 \\ 22,462,930 \\ 67,364 \\ + 3,991 \\ \hline \end{array}$$

5. 
$$\begin{array}{r} 80,400,020 \\ - 57,034,227 \\ \hline \end{array}$$

6. 
$$\begin{array}{r} 70,000,100 \\ - 21,485,469 \\ \hline \end{array}$$

7. 
$$\begin{array}{r} 30,042,100 \\ - 12,761,042 \\ \hline \end{array}$$

8. 
$$\begin{array}{r} 63,097,620 \\ + 28,468,728 \\ \hline \end{array}$$

▲ Multiply or divide.

1.  $49 \div 7 = \underline{\hspace{2cm}}$       2.  $7 \times 8 = \underline{\hspace{2cm}}$

3.  $8 \times 6 = \underline{\hspace{2cm}}$       4.  $9 \times 5 = \underline{\hspace{2cm}}$

5.  $9 \times 7 = \underline{\hspace{2cm}}$       6.  $32 \div 4 = \underline{\hspace{2cm}}$

7.  $36 \div 6 = \underline{\hspace{2cm}}$       8.  $6 \times 9 = \underline{\hspace{2cm}}$

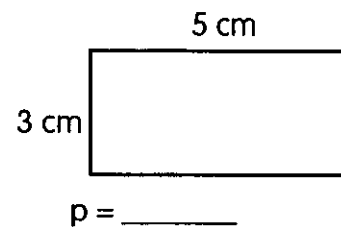
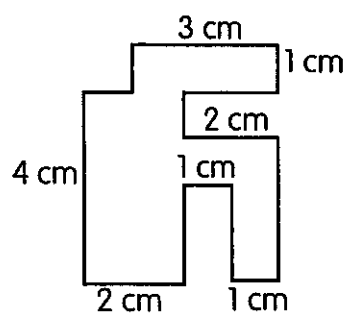
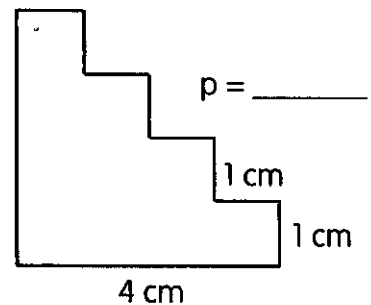
9.  $6 \times 8 = \underline{\hspace{2cm}}$       10.  $4 \times 7 = \underline{\hspace{2cm}}$

11.  $81 \div 9 = \underline{\hspace{2cm}}$       12.  $42 \div 6 = \underline{\hspace{2cm}}$

13.  $5 \times 6 = \underline{\hspace{2cm}}$       14.  $56 \div 7 = \underline{\hspace{2cm}}$

15.  $8 \times 3 = \underline{\hspace{2cm}}$       16.  $7 \times 9 = \underline{\hspace{2cm}}$

▲ Record the perimeter.



p = \_\_\_\_\_

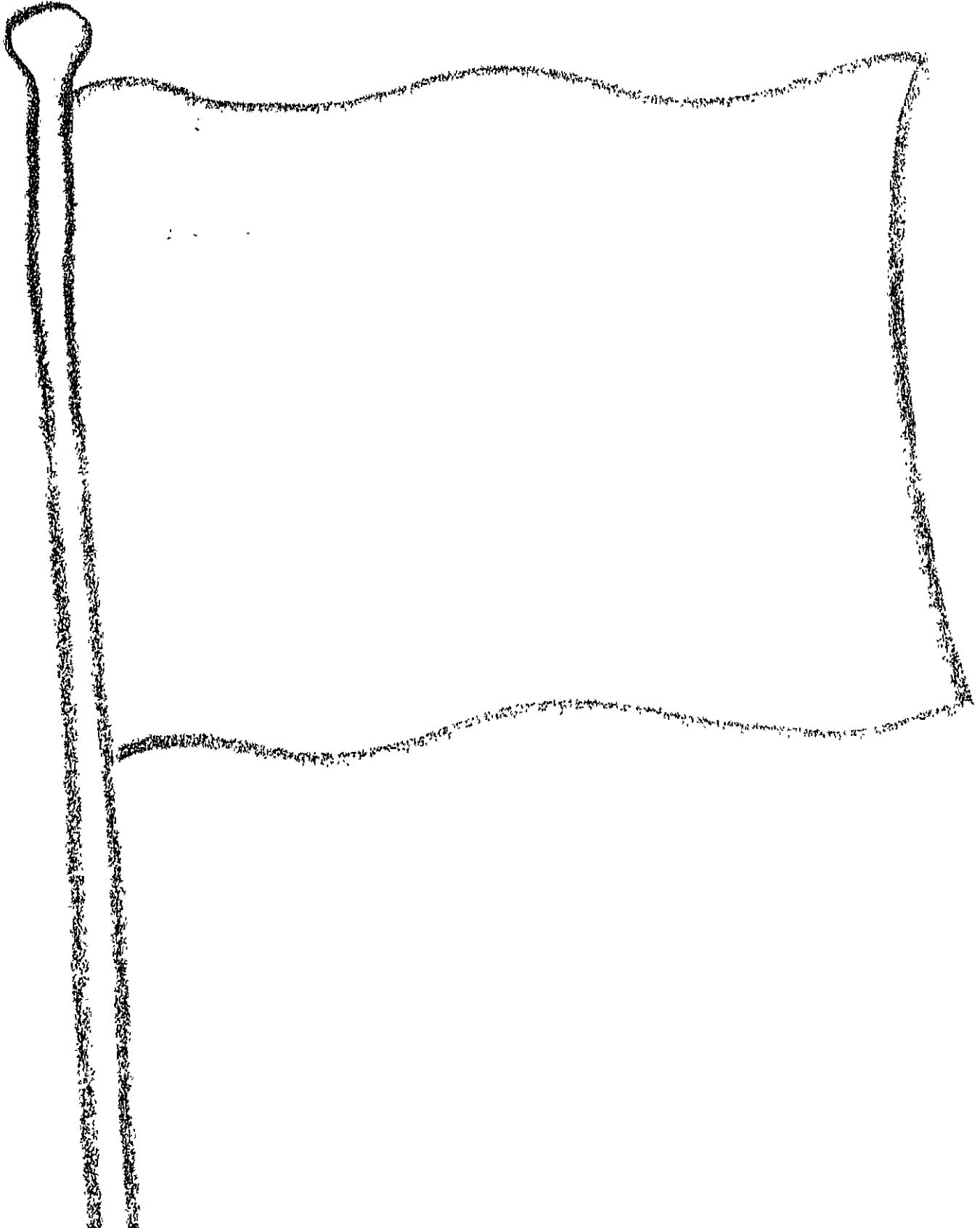


**Bonus Box:** Draw or stamp at least five ways to make \$1.87 using coins.



# Create your own flag.

Descriptive Writing: On the back of this picture, describe your flag. What does it represent? Why did you choose the colors and symbols that you did? Where would be the best location(s) to fly your flag?



Name \_\_\_\_\_ Date \_\_\_\_\_

## Columbia Elementary Virtual Learning Day #2

### Verification Sheet

\*Return completed Verification Sheet to your teacher when you return to school \*

Library Activity	Maximum Time	Actual Time Spent	Parent Signature	Teacher Verification
<b>Grade 5:</b> <b>Website activity:</b> *Log onto <a href="http://www.bbc.co.uk/guides/z3c6tfr">http://www.bbc.co.uk/guides/z3c6tfr</a> and complete next stage, or if out of BBC, log onto <a href="http://www.typingweb.com/tutor/">http://www.typingweb.com/tutor/</a> and complete next lesson in your profile. *Read library book or log onto <a href="http://asp.tumblebooks.com/home.aspx">http://asp.tumblebooks.com/home.aspx</a> to choose a book to read. <b>Paper/pencil activity:</b> *Complete question/answer page #2 using the paper keyboard. *Read library book	20-30 min.			
<b>Grade 4:</b> <b>Website activity:</b> *Log onto <a href="http://www.bbc.co.uk/guides/z3c6tfr">http://www.bbc.co.uk/guides/z3c6tfr</a> and complete next stage, or if out of BBC, log onto <a href="http://www.typingweb.com/tutor/">http://www.typingweb.com/tutor/</a> and complete next lesson in your profile. *Read library book or log onto <a href="http://asp.tumblebooks.com/home.aspx">http://asp.tumblebooks.com/home.aspx</a> to choose a book to read. <b>Paper/pencil activity:</b> *Complete question/answer page #2 using the paper keyboard. *Read library book	20-30 min.			
<b>Grade 3:</b> <b>Website activity:</b> *Log onto <a href="http://www.bbc.co.uk/guides/z3c6tfr">http://www.bbc.co.uk/guides/z3c6tfr</a> and complete next stage, or if out of BBC, log onto <a href="http://www.typingweb.com/tutor/">http://www.typingweb.com/tutor/</a> and complete next lesson in your profile. *Read library book or log onto <a href="http://asp.tumblebooks.com/home.aspx">http://asp.tumblebooks.com/home.aspx</a> to choose a book to read. <b>Paper/pencil activity:</b> *Complete question/answer page #2 using the paper keyboard. *Read library book	20-25 min			



