

Name _____

Date _____

Columbia Elementary Virtual Learning Day # 2

Kindergarten Verification Sheet


Return completed Verification Sheet to your teacher when you return to school.

Activity	Minimum Time	Actual Time Spent	Parent Signature	Teacher Verification
Independent Reading (Read 3 books)	15 minutes			
Math Work Pick 3 activities from the printout titled "Kindergarten Math Activities for Home". Turn in a written list of your completed activities. For example: "I did sorting with snacks, measured different shoes, and made flash cards.	15 minutes			
Word Work Complete the sight word page for the color "yellow".	15 minutes			
Writing Write around your house. Find letters and/or words around your house. Write the words you find on the lines.	30 minutes			
Library Activity	15 minutes			
Star Fall or ABCYa on computer www.starfall.com www.abcya.com	15minutes			

Independent Reading: Students may read books they have at home, library books or go to Tumble Books on the computer. See cover letter for directions.


Specials area assignment: See attached assignment sheet.

Math at Home Activities

Measurement Topic	 At home, your child can ...
Counting and Cardinality	<ul style="list-style-type: none"> ✓ count items in the house such as toys, books, or cookies. ✓ move and count (e.g. jumping jacks, bouncing balls, etc.). ✓ sort snacks (e.g. by size, shape, color, etc.). ✓ put objects into groups to count and compare how many are in each group (e.g. forks and spoons, shoes, etc.). ✓ draw a picture and count groups of items in the picture (e.g. How many family members? toys? pets? flowers?). ✓ identify patterns in the environment (e.g. clothing, music, decorations, packages). ✓ create patterns using toys, pictures, words, or movements. ✓ describe patterns by their repeating unit (e.g. AB, ABB, ABC). ✓ copy and extend patterns created by someone else. ✓ create a pattern, count the units of the pattern, and record the number. ✓ count from 1 to 100. ✓ practice using numbers by: <ul style="list-style-type: none"> ○ counting objects (e.g. windows, doors). ○ drawing a picture to show how many were counted. ○ writing the numeral to show how many. ○ counting two different sets of objects and comparing the amounts. ✓ trace a shoe or hand. Estimate how many items (e.g. pennies, pasta) will cover the space. Write the numeral that tells how many. ✓ count up from a given number other than 1 (e.g. count up from 6: 6, 7, 8, 9, 10...). Try counting up from numbers greater than 30. ✓ use objects (e.g. plates, utensils, crayons) to show quantities through 10. ✓ line up toys and then tell which toy is first, next or last. Explain why. ✓ draw a picture of family members in a line and tell the position of each person (Who is first? next? last?). ✓ count by 10s through 100. ✓ sort coins into pennies, nickels, and dimes. Then count how many of each coin. ✓ play "store". Label prices on objects (19¢ or less) and show the coins needed to purchase each object.
Measurement and Data	<ul style="list-style-type: none"> ✓ create a yes/no question to ask others (e.g. Do you like pizza? Do you have a pet?); record and analyze data collected. ✓ organize objects (e.g. shoes, hair accessories, toys) by attributes and explain the sorting rule. ✓ collect daily weather data and organize the data in a chart. ✓ choose a household object (e.g. cereal box) and explain how it can be measured (e.g. height, length, weight). ✓ compare the measurements of two objects using math vocabulary (longer than, shorter than, lighter, heavier). ✓ use pennies as a non-standard unit of measurement to measure the length of objects. Choose a new non-standard unit of measurement such as blocks or spoons to measure the length of the objects. (Remember that non-standard units of measurement need to be lined up end to end.) ✓ use a shoe and find objects that are longer and shorter than the shoe. Make a chart to record the results. Then try finding objects that are lighter or heavier than the shoe. ✓ identify where, when, and why objects are weighed. ✓ compare the weight of two objects when holding one object in each hand.

Name: _____

Super Sight Word:



Find and circle it

you yellow we
can play it yellow
not two yellow

Trace it

yellow
yellow

Color it 1=red 2=green
3=blue 4=orange 5=pink
6=brown

yellow

Highlight it

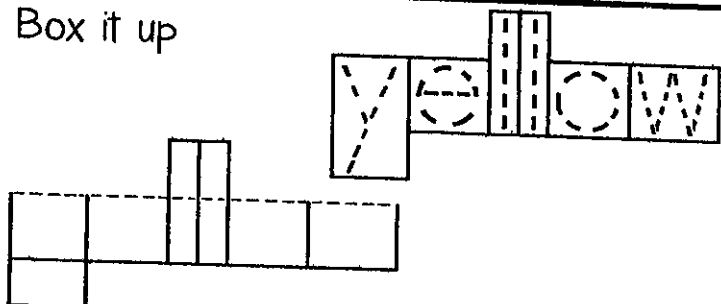
yellow	where	yellow	you
down	yellow	where	yellow
yellow	the	yellow	two

Put it in a sentence

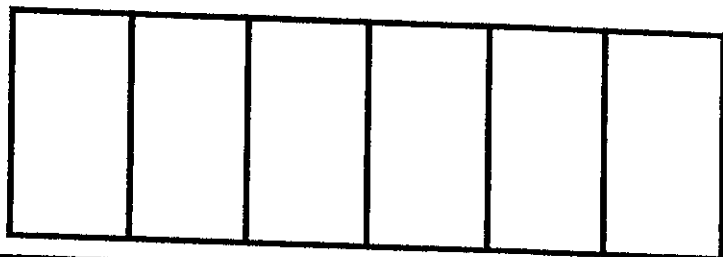
The can is _____.

The _____ box is big.

Box it up



Build it



y e l l w e o

Writing Letters Or Words

Around Your House

(Example: brand names, appliance names, any kind of print you can find around your house—books, magazines, photos with sayings)

1. _____

2. _____

3. _____

4. _____

5. _____

6. _____

7. _____

8. _____

Name _____

Date _____

Columbia Elementary Virtual Learning Day #2

Verification Sheet

Return completed Verification Sheet to your teacher when you return to school.

	Maximum Time	Actual Time Spent	Parent Signature	Teacher Verification
<p>Grade 2:</p> <p>Website activity:</p> <p>*Log onto http://www.bbc.co.uk/guides/z3c6tfr and complete next stage.</p> <p>*Read library book or log onto http://asp.tumblebooks.com/home.aspx to choose a book to read.</p> <p>Paper/pencil activity:</p> <p>*Complete question/answer page #2 using the paper keyboard.</p> <p>*Read library book.</p>	20-25 min.			
<p>Grade 1:</p> <p>Website activity:</p> <p>*Log onto http://www.abcya.com/first_grade_computers.htm and look under <i>LETTERS</i> for the <i>KEYBOARD ZOO</i> activity. Or, look under <i>SKILLS</i> for <i>Cup Stacking Typing Game</i> or <i>TYPE ROCKET</i> activities. Read/look thru library book or log onto http://asp.tumblebooks.com/home.aspx to choose a book to read or have read to you.</p> <p>Paper/pencil activity:</p> <p>*Complete question/answer page #2 using the paper keyboard and read library book.</p>	15-20 min			
<p>Kindergarten:</p> <p>Website activity:</p> <p>*Log onto http://www.abcya.com/ and select Grade K-1 activities. Or log onto http://www.starfall.com/index.htm and select any of the 4 reading activities. Practice navigating around the website using a mouse.</p> <p>*Read/look thru library book or log onto http://asp.tumblebooks.com/home.aspx to choose a book to read or have read to you.</p> <p>Paper/pencil activity:</p> <p>*Complete question/answer page #2 using the paper keyboard and read library book.</p>	15-20 min.			

LEFT

RIGHT

~ `	! 1	@ 2	# 3	\$ 4	% 5	^ 6	& 7	* 8	(9) 0	=	+ =	delete
tab	Q	W	E	R	T	Y	U	I	O	P	{ [}]
caps lock	A	S	D	F	G	H	J	K	L	;	:'	return	
shift	Z	X	C	V	B	N	M	<	>	? /	shift		
space													

NAME _____