

Name _____

Date _____

Columbia Elementary Virtual Learning Day #5

Kindergarten Verification Sheet ‘


Return completed Verification Sheet to your teacher when you return to school.

Activity	Minimum Time	Actual Time Spent	Parent Signature	Teacher Verification
Independent Reading (Read 3 books)	15 minutes			
Math Work Pick 3 activities from the printout titled “Kindergarten Math Activities for Home”. Turn in a written list of your completed activities. For example: “I did sorting with snacks, measured different shoes, and made flash cards.	15 minutes			
Word Work Complete the corresponding word work page for this snow day. Word Work #5 Making Words page	15 minutes			
Writing Complete the corresponding writing prompt for this snow day. Writing Prompt #5 “How to make hot chocolate”	30 minutes			
Library, Art , Music or PE Pick one area.	15 minutes			
Star Fall or ABCYa on computer www.starfall.com www.abcya.com	15minutes			

Independent Reading: Students may read books they have at home, library books or go to Tumble Books on the computer. See cover letter for directions.

Specials area assignment: See attached assignment sheet.

Kindergarten Math Activities for Home







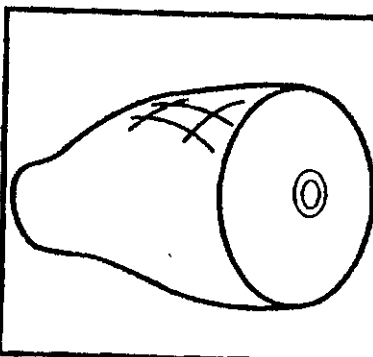


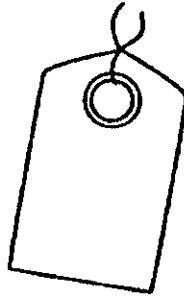
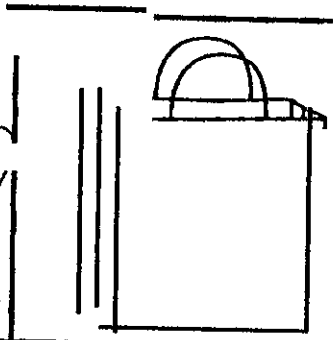


Measurement Topic	 <p style="text-align: center;"><u>At home, your child can . . .</u></p>
Counting and Cardinality	<ul style="list-style-type: none"> ✓ count items in the house such as toys, books, or cookies. ✓ move and count (e.g. jumping jacks, bouncing balls, etc.). ✓ sort snacks (e.g. by size, shape, color, etc.). ✓ put objects into groups to count and compare how many are in each group (e.g. forks and spoons, shoes, etc.). ✓ draw a picture and count groups of items in the picture (e.g. How many family members? toys? pets? flowers?). ✓ identify patterns in the environment (e.g. clothing, music, decorations, packages). ✓ create patterns using toys, pictures, words, or movements. ✓ describe patterns by their repeating unit (e.g. AB, ABB, ABC). ✓ copy and extend patterns created by someone else. ✓ create a pattern, count the units of the pattern, and record the number. ✓ count from 1 to 100. ✓ practice using numbers by: <ul style="list-style-type: none"> ○ counting objects (e.g. windows, doors). ○ drawing a picture to show how many were counted. ○ writing the numeral to show how many. ○ counting two different sets of objects and comparing the amounts. ✓ trace a shoe or hand. Estimate how many items (e.g. pennies, pasta) will cover the space. Write the numeral that tells how many. ✓ count up from a given number other than 1 (e.g. count up from 6: 6, 7, 8, 9, 10...). Try counting up from numbers greater than 30. ✓ use objects (e.g. plates, utensils, crayons) to show quantities through 10. ✓ line up toys and then tell which toy is first, next or last. Explain why. ✓ draw a picture of family members in a line and tell the position of each person (Who is first? next? last?). ✓ count by 10s through 100. ✓ sort coins into pennies, nickels, and dimes. Then count how many of each coin. ✓ play "store". Label prices on objects (19¢ or less) and show the coins needed to purchase each object.
Measurement and Data	<ul style="list-style-type: none"> ✓ create a yes/no question to ask others (e.g. Do you like pizza? Do you have a pet?); record and analyze data collected. ✓ organize objects (e.g. shoes, hair accessories, toys) by attributes and explain the sorting rule. ✓ collect daily weather data and organize the data in a chart. ✓ choose a household object (e.g. cereal box) and explain how it can be measured (e.g. height, length, weight). ✓ compare the measurements of two objects using math vocabulary (longer than, shorter than, lighter, heavier). ✓ use pennies as a non-standard unit of measurement to measure the length of objects. Choose a new non-standard unit of measurement such as blocks or spoons to measure the length of the objects. (Remember that non-standard units of measurement need to be lined up end to end.) ✓ use a shoe and find objects that are longer and shorter than the shoe. Make a chart to record the results. Then try finding objects that are lighter or heavier than the shoe. ✓ identify where, when, and why objects are weighed. ✓ compare the weight of two objects when holding one object in each hand.

Snow Day #5

Name _____

Making Words


Directions Say the name for each picture Write the sounds that you hear Use the word family in each mitten to help you spell the word. Read the rhyming words and color the pictures.



How to Make Hot Chocolate



Write the directions for making hot chocolate. Use the words *first*, *next*, *then*, and *last*.



I Can't Draw Until I Practice



DRAWING PEOPLE USING SHAPES



There are as many ways to learn to draw as there are different kinds of people.




Some people find it easier to identify shapes when they draw.



The shapes I make do not have to look exactly like the objects I am trying to draw.



I could use a camera if I wanted an exact replica.



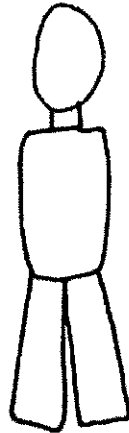
Start with an oval-like shape (or other shape) for the head.




Add a small rectangle for the neck.



Add a rounded rectangle for the body.



Add two more rectangles for legs.



Add two more rectangles for arms. Try to overlap them as shown.



Remember any rectangle-like shape will do. People come in all shapes and sizes.

Wow! We are doing great!



Add oval-like shapes for hands and feet.



Add a 'U' shape for thumbs. Add lines for fingers. Add facial features (eyes, nose, mouth...)



Decide on gender. Add hair and clothes.



Add more detail.

Erase unwanted guidelines.

McGill 2000

Music Virtual Learning for Grades K, 1st and 2nd



For Music Day Choose Option 1 or Option 2 depending on whether you have internet or not.

For Free Day: Choose Option 1 or Option 2 again.

Option 1: (Internet) Dance to 2 Songs on the Wii “Just Dance”

Or do a Just Kids Dance on Youtube

Option 2: Sing Acapella (No music) with motions!

Song 1- If Your Happy and You Know it! (twice)

Song 2- 5 Little Ducks (twice)

Song 3- Old MacDonald (twice)

Kindergarten, 1st Grade and 2nd Grade P.E. E – Learning Lesson

For student e-learning credit students need to complete the log for Physical Education for the time slot provided. They may choose any of the following options to complete this. Make sure you have a parent sign off for you.

- 1) Students may play in the snow for 30 minutes.
- 2) Students may go for a walk for 30 minutes.
- 3) Students may play the Wii for 30 minutes playing a game that needs movement.
- 4) Students may also go on-line and follow work-outs for kids on u-tube. They have things like Just Dance videos and others on line.
- 5) If you are a Comcast customer you may go to On Demand to the fitness section and do a work-out video.
- 6) If you cannot do any of these then you may do the work-out provided below.

Do this work-out either by yourself or invite a family member to join you!!!!

- March in place for 1 minute or count each time a foot touches the floor and do 60 touches
- 10 push-ups
- 10 big arm circles forward
- March in place with high knees for 1 minute or 60 touches tapping the knee each time it comes up to hip level
- 10 sit-ups
- 20 Windmills. Stand with feet apart and arms straight out to the sides. Take right hand down to touch the left foot, keeping legs straight. Then do the same with the left hand down to the right foot. Every time you touch a foot count 1.
- 20 small arm circles forward and backward
- 20 Jumping Jacks
- Run in place for 2 minutes or as long as a commercial break takes on the T.V.

*****All of these exercises have been taught during gym class.

Name _____

Date _____

Columbia Elementary Virtual Learning Day #5 (Free choice special)

Verification Sheet

Return completed Verification Sheet to your teacher when you return to school.

Library Activity	Maximum Time	Actual Time Spent	Parent Signature	Teacher Verification
<p>Grade 2: Website activity: *Log onto http://www.bbc.co.uk/guides/z3c6tfr and complete next stage. *Read library book, or log onto http://asp.tumblebooks.com/home.aspx to choose a book to read. Paper/pencil activity: *Complete question/answer page #Free Choice using the paper keyboard and read library book.</p>	20-30 min			
<p>Grade 1: Website activity: *Log onto http://www.abcya.com/first_grade_computers.htm and look under LETTERS for the KEYBOARD ZOO activity. Or, look under SKILLS for Cup Stacking Typing Game or TYPE ROCKET activities. Read/look thru library book, or log onto http://asp.tumblebooks.com/home.aspx to choose a book to read or to have read to you. Paper/pencil activity: *Complete question/answer page #Free Choice using the paper keyboard and read library book.</p>	20-30 min.			
<p>Kindergarten: Website activity: *Log onto http://www.abcya.com/ and select Grade K-1 activities. Or log onto http://www.starfall.com/index.htm and select any of the 4 reading activities. Practice navigating around the website using a mouse. *Read/look thru library book, or log onto http://asp.tumblebooks.com/home.aspx to choose a book to read or have read to you. Paper/pencil activity: *Complete question/answer page #Free Choice using the paper keyboard and read library book.</p>	20-30 min			

KEYBOARDING Grades K-1

NAME _____ DATE _____

***USE THE KEYBOARD TO ANSWER THE FOLLOWING QUESTIONS.**

1.) Color the CONSONANT letters green and the VOWEL letters yellow.

OR

2.) Color the letters that are in your LAST name only.

3.) Use the letters on the keyboard to write 5 COLOR words you know:

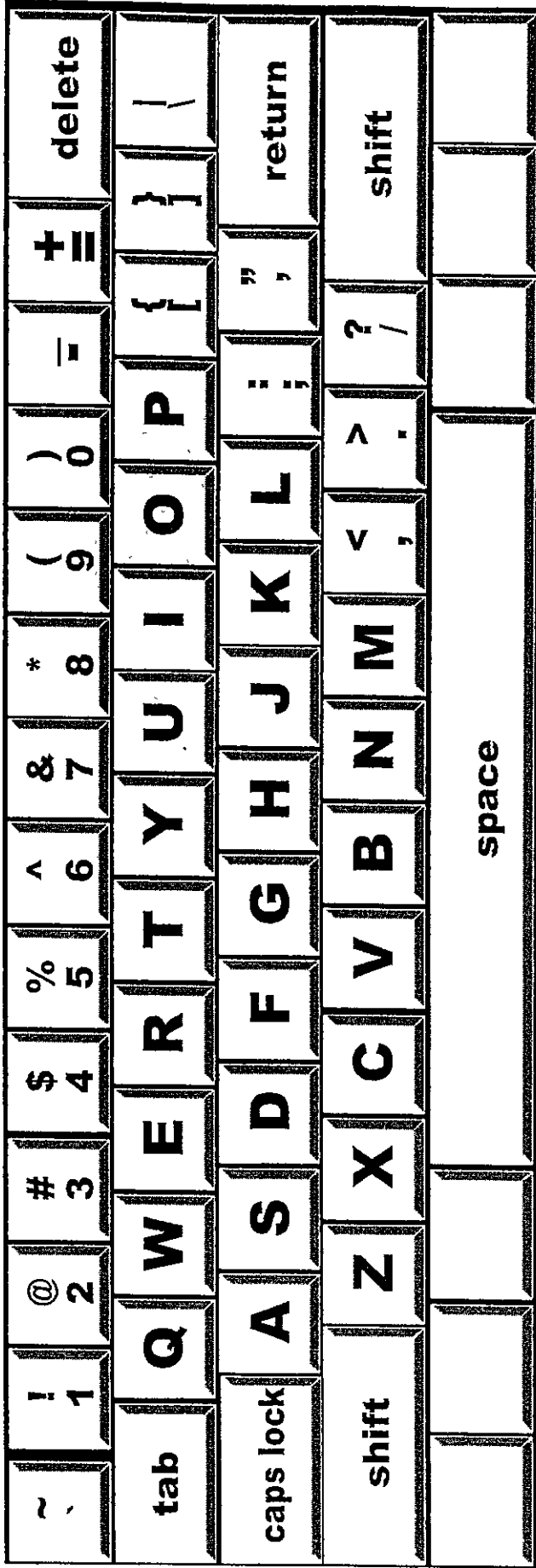
4.) Color the EVEN numbers (digits) pink and color the ODD numbers (digits) purple.

5.) Use the digits to make 2 addition sentences
(for example: $2 + 5 = 7$).

#5 Free Choice

LEFT

RIGHT



NAME _____