

Student Name: _____ Teacher _____

Franklin Elementary 1st Grade Virtual Learning Day 1 Verification Sheet

*Submit completed verification to your teacher, along with papers included in packet.

Activity	Maximum Time	Actual Time Spent	Parent Signature	Teacher Verification
Independent Reading	15 minutes			
Spelling	10 minutes			
Reading Comprehension	5 minutes			
Storylineonline or Tumblebooks	20 minutes			
Moby Max Math	25 minutes			
Writing Activity	25 minutes			
Art	20 minutes			

Independent Reading: Students must read for 15 minutes independently.

Spelling: Rainbow write spelling words 3 times each on paper included in the packet. Make each word a different color.

Reading: Complete comprehension (Who am I) animal riddle worksheet.

Storylineonline/Tumblebooks: Students go to www.storylineonline.net OR www.logan.lib.in.us, then click on the *Kids* tab in the orange bar, scroll down and click on the Tumble Books link. Click on the red bubble that says "Story Books".

Listen to a story of your choice, then complete Listening Response Paper (located in packet). IF YOU CANNOT ACCESS THESE WEBSITES, please read a story from home and complete the response paper for that story.

Math Moby Max: www.mobymax.com/signin Students must spend 20 minutes completing math lessons and 5 minutes with Moby Math Facts.

In addition – complete Ordering Numbers worksheet.

Writing: Students will complete Recess writing prompt.

Students, be sure to use your BEST handwriting and draw nicely and neatly. If you need more space, you may flip the paper over and write on the back.

Art: See attached.

Rainbow Writing

~3 times each~

1.

2.

3.

4.

5.

6.

7.

8.

9.

10.

Name: _____

Date: _____

Who am I?

Directions: Read the clues; then tell what animal they are describing.

I am pink.

I am fat.

I love mud.

I am green.

I hop.

I can swim.

I make milk.

I have 4 legs.

I say "moo!"

I live on a farm.

I have feathers.

I lay eggs.

I live in water.

I swim fast.

I have gills.

I am small.

I have wings.

I can fly.

Listening Response Paper

Title: _____

Author: _____

My favorite part was when _____

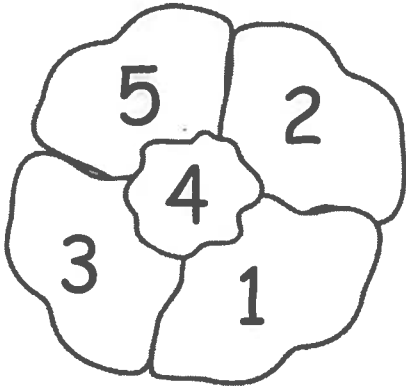
Draw a picture of your favorite part.


A large, empty rectangular box with a thick black border, intended for drawing a picture of the favorite part of the listening response.


Name: _____


Ordering Numbers


Place the numbers in order. Start with the smallest number.













Recess

Name _____



When I'm at recess, I

Handwriting practice lines consisting of a solid top line, a dashed middle line, and a solid bottom line. There are four such sets of lines provided for practice.

DRAWING PREPOSITIONS...

ON

BESIDE

UNDER

NEAR



Follow the directions below to add to the picture:

Draw green fishes *inside* the fish bowl.

Draw pillows *on* the couch.

Draw a picture frame *between* the windows.

Draw a dog *above* the floor mat.

