

Student Name: \_\_\_\_\_ Teacher \_\_\_\_\_

Franklin Elementary 1<sup>st</sup> Grade Virtual Learning Day 3  
Verification Sheet

\*Submit completed verification to your teacher, along with papers included in packet.

Activity	Maximum Time	Actual Time Spent	Parent Signature	Teacher Verification
Independent Reading	15 minutes			
Spelling	10 minutes			
Reading Comprehension	5 minutes			
Storylineonline or Tumblebooks	20 minutes			
Moby Max Math	25 minutes			
Writing	25 minutes			
Music	20 minutes			

Independent Reading: Students must read books for 15 minutes independently.

Spelling: Complete Stair Step Spelling practice paper.

Reading: Complete comprehension (Nat and Bob) worksheet.

Storylineonline/Tumblebooks: Students go to [www.storylineonline.net](http://www.storylineonline.net) OR [www.logan.lib.in.us](http://www.logan.lib.in.us), then click on the *Kids* tab in the orange bar, scroll down and click on the Tumble Books link. Click on the red bubble that says "Story Books".

Listen to a story of your choice, then complete Story Response Paper (located in packet). IF YOU CANNOT ACCESS THESE WEBSITES, please read a story from home and complete the response paper for that story.

Math Moby Max: [www.mobymax.com/signin](http://www.mobymax.com/signin) Students must spend 20 minutes completing math lessons and 5 minutes with Moby Math Facts.

In addition, complete the front and back of the worksheet included in the packet – Filling in Missing Numbers and Coolest Robot graphing page.

Writing: Students will complete Bedtime writing prompt.

Students, be sure to use your BEST handwriting and draw nicely and neatly. Add lots of details! Try to write enough to get to the back side!

Music: See attached.



Name: \_\_\_\_\_ Date: \_\_\_\_\_

**Directions:** Read the poem, then answer the questions.

### **Nat and Bob**

**Nat** was hot.

**Bob** was not!

**Nat** had hair.

**Bob**'s head was bare!

**Nat** loved school.

**Bob** was too cool.

**Nat** was very fast.

**Bob** was always last.

**Nat** is **Bob**'s best friend.

And now it is THE END!

1. Who was not hot? \_\_\_\_\_

2. What does 'bare' mean in this poem?

- a. very fat
- b. had no hair
- c. very hairy

3. Who was fast? \_\_\_\_\_

4. Were Nat and Bob friends?

yes      (circle one)      no

Name: \_\_\_\_\_

## Story Response Paper

Title: \_\_\_\_\_

Who are the characters in the story?

---


---

What is the setting of the story? (where)

---

---

Draw a picture of the setting below



Name: \_\_\_\_\_

# 3 Digit Addition

$$\begin{array}{r} 5 \\ + 3 \\ + 8 \\ \hline \end{array}$$

$$\begin{array}{r} 4 \\ + 6 \\ + 3 \\ \hline \end{array}$$

$$\begin{array}{r} 9 \\ + 2 \\ + 3 \\ \hline \end{array}$$

$$\begin{array}{r} 7 \\ + 1 \\ + 4 \\ \hline \end{array}$$

$$\begin{array}{r} 3 \\ + 2 \\ + 1 \\ \hline \end{array}$$

$$\begin{array}{r} 8 \\ + 2 \\ + 6 \\ \hline \end{array}$$

$$\begin{array}{r} 5 \\ + 3 \\ + 4 \\ \hline \end{array}$$

$$\begin{array}{r} 6 \\ + 2 \\ + 2 \\ \hline \end{array}$$

$$\begin{array}{r} 1 \\ + 0 \\ + 4 \\ \hline \end{array}$$

$$\begin{array}{r} 7 \\ + 6 \\ + 2 \\ \hline \end{array}$$


$$\begin{array}{r} 3 \\ + 2 \\ + 9 \\ \hline \end{array}$$

$$\begin{array}{r} 6 \\ + 3 \\ + 5 \\ \hline \end{array}$$

Name: \_\_\_\_\_

# Counting by 5s

a. Find the total number of fish by counting by 5s.



5





10

\_\_\_\_\_

\_\_\_\_\_

\_\_\_\_\_

b. Find the total number of flowers by counting by 5s.



\_\_\_\_\_

\_\_\_\_\_

\_\_\_\_\_

\_\_\_\_\_

\_\_\_\_\_

\_\_\_\_\_

\_\_\_\_\_

c. Find the total number of crayons by counting by 5s.



\_\_\_\_\_

\_\_\_\_\_

\_\_\_\_\_



\_\_\_\_\_

\_\_\_\_\_

\_\_\_\_\_

\_\_\_\_\_

d. Find the total number of snails by counting by 5s.



\_\_\_\_\_


\_\_\_\_\_

\_\_\_\_\_

\_\_\_\_\_


# Bedtime

Name \_\_\_\_\_



Before I go to bed, I

Four sets of horizontal writing lines, each consisting of a solid top line, a dashed middle line, and a solid bottom line, for practicing handwriting.







## Music Virtual Learning Day #3 Grades K-2<sup>nd</sup>

### Eastman School of Music

Greetings, future music stars! Sadly, we will not be seeing each other today due to school not being in session. Bummer, huh? I know! I will miss you, too! However, we get to take an exciting journey to Eastman School of Music today! This is where MY music professor graduated from and he was outstanding! Hope you enjoy your visit today!

K-2<sup>nd</sup> grade students, use this link, <https://www.youtube.com/watch?v=XxIFrAuPvYc>

- Watch the above music video. You will be watching the Eastman School of Music Orchestra performing Saint-Saens Violin Concerto No. 3, 1st movement. Ji-Yeon Lee, a sophomore at ESM will be the violin soloist on this piece. She is top-notch!!
- Remember or jot down some questions you have about the video. We will have a brief discussion about the video and answer any questions you may have had.
- Enjoy the rest of your day and see you soon!!

If you do not have access to the internet, then do this.....

- Listen to 2 contrasting styles of music (i.e. country music vs. rock and roll)
- After you have listened to both selections, complete the music review questions on the next page according to your grade level.

Music Review Questions K-2<sup>nd</sup> grade

1. On a scale of 1 to 10 (1 being awful; 10 being extraordinary) what number on the grading scale would you give this piece? (circle one)

1   2   3   4   5   6   7   8   9   10

2. How did this piece of music make you feel? (circle one)

😊   or   ☹️

3. In the remaining space, draw a picture of you singing or playing a musical instrument.