

Student Name: _____ Date: _____

Franklin Elementary Second Grade Virtual Learning Day 1 Verification Sheet

Activity	Maximum Time	Actual Time Spent	Parent Signature	Teacher Verification
Independent Reading	20 minutes			
MobyMax Reading	20 minutes			
MobyMax Math	20 minutes			
MobyMax Fact Master	5 minutes			
Morning Work Review	10 minutes			
Writing Activity	15 minutes			
Spelling City	10 minutes			
Specials	30 minutes			

****PLEASE LOOK THROUGH DESCRIPTIONS FOR
ALTERNATE ASSIGNMENTS FOR NON-COMPUTER USE****

Independent Reading- Students must read books for 20 minutes independently or with an adult.

Moby Max Reading- Students must sign into www.mobymax.com/signin. Select to sign in as student. Find your school code by typing in Franklin Elementary and select Logansport, Indiana. From there log on using your student log in. Once signed in students will select Reading Skills Literature. Complete the activity that appears. ****NON-COMPUTER- READ AND COMPLETE FIND THE EVIDENCE FIRST DAY OF SCHOOL**

Moby Max Math- After signing onto www.mobymax.com select the Math button. Complete the activity that appears. ****NON-COMPUTER- COMPLETE THE DAILY MATH ASSIGNMENT.**

Moby Max Fact Master- After signing onto www.mobymax.com select Fact Master. Students need to work for 5 minutes on math facts. ****NON-COMPUTER- COMPLETE THE ADDITION AND SUBTRACTION TIME TEST. TIME YOUR STUDENT FOR 2 MINUTES PER SIDE. CROSS OUT PROBLEMS THAT WERE NOT COMPLETED WITHIN 2 MINUTES.**

Morning Work Review Paper- Students will find a Morning Work Review paper in their virtual learning packets. Please complete and return.

Writing Activity- Students will find a writing prompt activity paper in their virtual learning packets. Please complete and return.

Spelling City- Log onto www.spellingcity.com. Choose the Virtual Learning spelling list. Play 10 minutes worth of activities. ****NON-COMPUTER- CHOOSE AND COMPLETE A "SPELLING MENU" ACTIVITY TO DO WITH YOUR SPELLING LIST. IF YOU DO NOT HAVE YOUR SPELLING LIST, PLEASE USE THE ALTERNATE VIRTUAL LEARNING DAY LIST.**

Specials: Art

Name: _____

Date: _____

Find the Evidence

Can you find the PROOF for your answers? Use a crayon in the color shown to underline where you found each answer in the text.

First Day of School

Gerry was so nervous, he was shaking a little! Today was the first day of school, and normally, Gerry loved getting to see his friends again. Today was different, though. Gerry had moved in July, and he didn't know anyone yet at his new school.

As Gerry stood at the bus stop on the corner, he wondered about his new school. Would the teacher be nice? Would his principal be scary? Would he still get to go to P.E., music, and art like at his old school? Most importantly... would he have any friends?

Just then, Gerry spotted the big yellow bus rounding the corner. The bus slowed to a stop, its brakes squeaking loudly, and the bus driver leaned out to open the door with a big smile. "Gerry Roberts?" she called.

Gerry nodded, gulped, and took a step onto the bus. As Gerry walked slowly down the center aisle, he saw a sea of unfamiliar faces staring back at him. Finally, a boy smiled. "Hey, sit here," he said, scooting over to offer a seat. With a sigh of relief, Gerry sat down and smiled. "Hi, I'm Kevin. Nice to meet you!" Thank goodness- Gerry had made a friend.



blue

Who is Gerry's new friend?



yellow

What was Gerry most worried about?



red

Where was Gerry's bus stop?




purple

Why was this first day of school different?



green

How did Gerry feel about the first day?



orange

When did Gerry move to his new house?

Name: _____ Date: _____


Directions: Read the sentences. Highlight the short vowels. Record.

My dog likes to dig and run.

I can see a big bug jump.

The little red hen has a pet cat.

The pot is on top of the stove.



-a

-e

-i



-o

-u

name: _____ date: _____

Arctic Odds

COLOR THE ICE BLOCKS WITH ODD NUMBERS BLUE.



How many blocks did
you color?


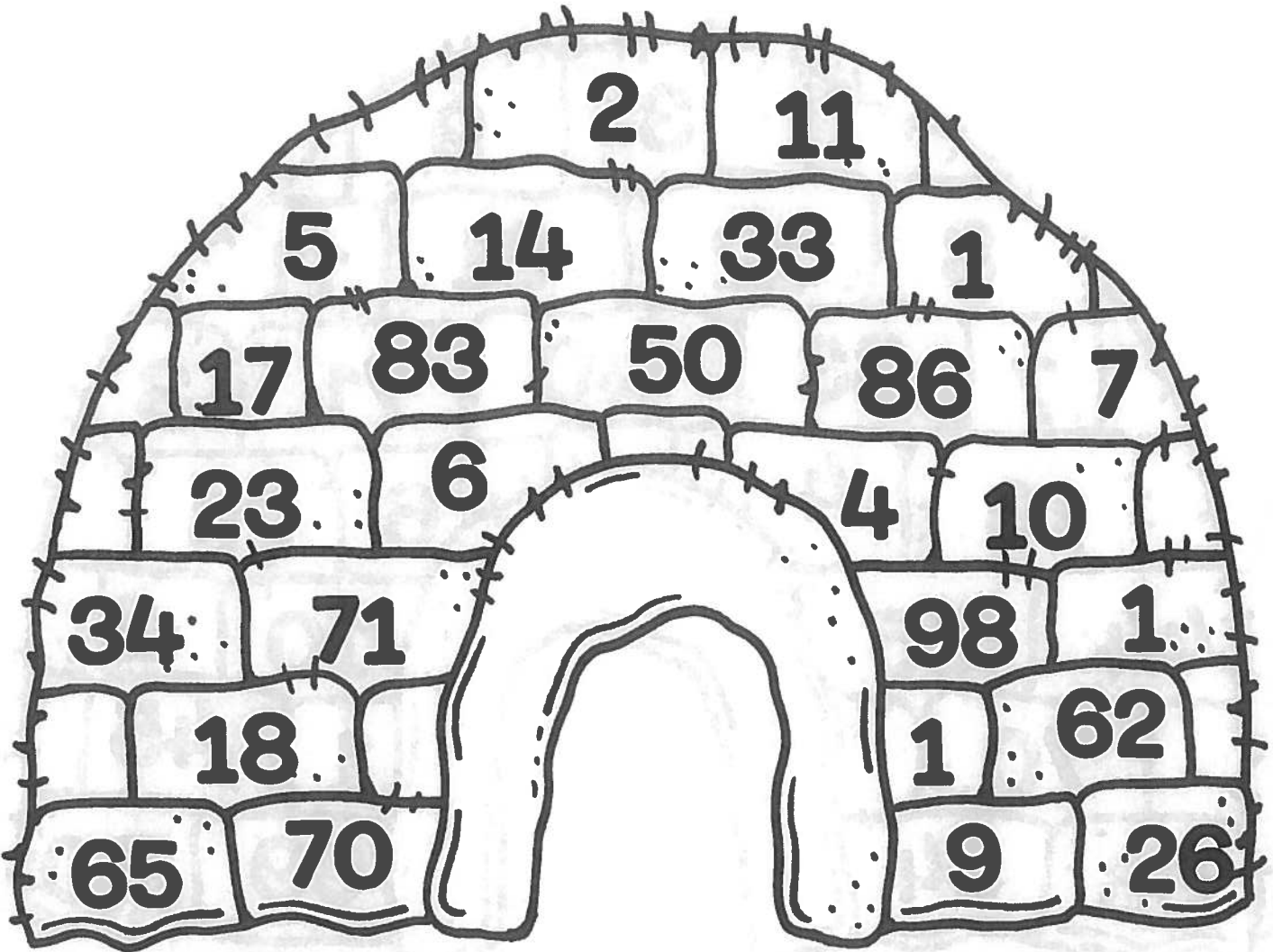


name: _____


date: _____

Arctic Evens

COLOR THE ICE BLOCKS WITH EVEN NUMBERS BLUE.



How many blocks did
you color?



Start at 16 and count to 23. Fill in the squares.

16							
----	--	--	--	--	--	--	--

Start at 32 and count to 39. Fill in the squares.

							39
--	--	--	--	--	--	--	----

Start at 56 and count to 63. Fill in the squares.

56							
----	--	--	--	--	--	--	--

Start at 65 and count to 72. Fill in the squares.

							72
--	--	--	--	--	--	--	----

Start at 81 and count to 120. Fill in the chart.

81								
								120

1.NBT.1 I can count to 120, starting at any number less than 120. In this range, read and write numerals and represent a number of objects with a written numeral.

Fill in the missing numbers.

0	1	2		4	5		7	8	
	11		13	14		16		18	19
20	21	22	23		25	26	27		29
30		32	33	34	35		37	38	39
	41	42		44	45	46		48	
50	51		53	54		56	57		59
60		62	63		65		67	68	69
	71	72		74	75	76		78	
80	81		83	84		86	87	88	89
90		92	93		95	96	97		99
100	101	102		104	105	106		108	
	111		113	114	115		117	118	119

1NBT.1 I can count to 120, starting at any number less than 120. In this range, read and write numerals and represent a number of objects with a written numeral.

Name _____ # _____



Addition Fact Practice +6s

Time: _____

$$\begin{array}{r} 6 \\ + 3 \\ \hline \end{array}$$

$$\begin{array}{r} 6 \\ + 7 \\ \hline \end{array}$$

$$\begin{array}{r} 6 \\ + 4 \\ \hline \end{array}$$

$$\begin{array}{r} 6 \\ + 5 \\ \hline \end{array}$$

$$\begin{array}{r} 6 \\ + 1 \\ \hline \end{array}$$

$$\begin{array}{r} 1 \\ + 6 \\ \hline \end{array}$$

$$\begin{array}{r} 8 \\ + 6 \\ \hline \end{array}$$

$$\begin{array}{r} 6 \\ + 9 \\ \hline \end{array}$$

$$\begin{array}{r} 4 \\ + 6 \\ \hline \end{array}$$

$$\begin{array}{r} 6 \\ + 6 \\ \hline \end{array}$$

$$\begin{array}{r} 2 \\ + 6 \\ \hline \end{array}$$

$$\begin{array}{r} 0 \\ + 6 \\ \hline \end{array}$$

$$\begin{array}{r} 6 \\ + 8 \\ \hline \end{array}$$

$$\begin{array}{r} 9 \\ + 6 \\ \hline \end{array}$$

$$\begin{array}{r} 7 \\ + 6 \\ \hline \end{array}$$

$$\begin{array}{r} 5 \\ + 6 \\ \hline \end{array}$$

$$\begin{array}{r} 6 \\ + 0 \\ \hline \end{array}$$

$$\begin{array}{r} 6 \\ + 4 \\ \hline \end{array}$$

$$\begin{array}{r} 6 \\ + 0 \\ \hline \end{array}$$

$$\begin{array}{r} 6 \\ + 8 \\ \hline \end{array}$$

$$\begin{array}{r} 8 \\ + 6 \\ \hline \end{array}$$

$$\begin{array}{r} 6 \\ + 9 \\ \hline \end{array}$$

$$\begin{array}{r} 6 \\ + 2 \\ \hline \end{array}$$

$$\begin{array}{r} 6 \\ + 6 \\ \hline \end{array}$$

$$\begin{array}{r} 0 \\ + 6 \\ \hline \end{array}$$

Name _____ # _____

Subtraction Fact Practice - 3 (minus three)

Time: _____



$$\begin{array}{r} 7 \\ - 3 \\ \hline \end{array}$$

$$\begin{array}{r} 15 \\ - 3 \\ \hline \end{array}$$

$$\begin{array}{r} 9 \\ - 3 \\ \hline \end{array}$$

$$\begin{array}{r} 17 \\ - 3 \\ \hline \end{array}$$

$$\begin{array}{r} 10 \\ - 3 \\ \hline \end{array}$$

$$\begin{array}{r} 18 \\ - 3 \\ \hline \end{array}$$

$$\begin{array}{r} 16 \\ - 3 \\ \hline \end{array}$$

$$\begin{array}{r} 8 \\ - 3 \\ \hline \end{array}$$

$$\begin{array}{r} 14 \\ - 3 \\ \hline \end{array}$$

$$\begin{array}{r} 3 \\ - 3 \\ \hline \end{array}$$

$$\begin{array}{r} 14 \\ - 3 \\ \hline \end{array}$$

$$\begin{array}{r} 12 \\ - 3 \\ \hline \end{array}$$

$$\begin{array}{r} 11 \\ - 3 \\ \hline \end{array}$$

$$\begin{array}{r} 10 \\ - 3 \\ \hline \end{array}$$

$$\begin{array}{r} 11 \\ - 3 \\ \hline \end{array}$$

$$\begin{array}{r} 11 \\ - 3 \\ \hline \end{array}$$

$$\begin{array}{r} 13 \\ - 3 \\ \hline \end{array}$$

$$\begin{array}{r} 18 \\ - 3 \\ \hline \end{array}$$

$$\begin{array}{r} 17 \\ - 3 \\ \hline \end{array}$$

$$\begin{array}{r} 16 \\ - 3 \\ \hline \end{array}$$

$$\begin{array}{r} 18 \\ - 3 \\ \hline \end{array}$$

$$\begin{array}{r} 13 \\ - 3 \\ \hline \end{array}$$

$$\begin{array}{r} 16 \\ - 3 \\ \hline \end{array}$$

$$\begin{array}{r} 13 \\ - 3 \\ \hline \end{array}$$

$$\begin{array}{r} 15 \\ - 3 \\ \hline \end{array}$$

1 I am the Awesome _____


First Name

Last Name

2 Today is _____

□□, 20□□

3 It is



sunny



cloudy



rainy



stormy



windy



snowy

Circle One

4 It is



s_mmer



f_ll w_nter

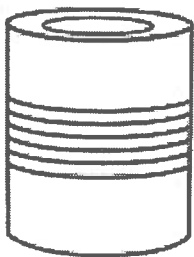


s_ring



Circle One and Fill-in the Blanks

5 What rhymes with tin?



__in

__in

__in

6 Middle Sounds



g__m



c__p



c__t



d__g

7 4 + □ = 6

□ + 4 = 6

3 + 3 = □



Grass is □

Mud is □

A bat is □

9 6 - □ = 1

□ - 2 = 4

6 - 3 = □

10 What's missing?

3 □ 7 9 □

What's missing?

□ r s □ □

Invent the best toy you can think of. Describe it.


Handwriting practice lines consisting of solid top and bottom lines with a dotted midline.

I think of. Describe it. Invent the best toy you can

Handwriting practice lines consisting of solid top and bottom lines with a dotted midline.

Spelling Menu!

Name: _____



© Create-abilities.

Pick one spelling activity for each day. Complete it on notebook paper and turn in on _____. Have a parent or guardian sign on the line after you have completed each activity.

DAY 1	DAY 2	DAY 3	DAY 4
Use sugar, salt, or shaving cream to spell your words. X _____	Write each word using a different color for each letter. X _____	Spell your words with rice, cereal, beans, or pasta and glue on a piece of paper. X _____	Create a word search using all your words. Have a family member solve it. X _____
Write each of your words and then draw a picture to show its meaning. X _____	Type your words on the computer using a different font for each word. X _____	Create a word pyramid for each word. For example: c c a c a t X _____	Write each of your words in dots and then connect the dots by going over them in a different color. X _____
Write your words in bubble or block letters. X _____	Write each word on two separate slips of paper. Then play Go Fish or Concentration with a friend or family member. X _____	Write each word using red for the vowels and blue for the consonants. X _____	Give someone at home a spelling test using your words. Grade their test. X _____

Spelling List

Virtual Learning List

Focus: Second Grade Dolch Sight Words

always

best

been

their

write

because

buy

those

these

don't

your

off

very

which

gave

before

does

many

found


around



Ancient Egyptian Art

The Ancient Egyptians used art as a form of writing but also used art to depict activities of daily life, images of the afterlife, protective gods and their history.

What do you think the picture below means?



This picture was found in a tomb and represented the cycle of crops and the importance of farming. It also shows that Ancient Egyptians used animals and tools for farming.

If historians found a picture from your life, what would it look like?