

Student Name: _____ Date: _____

Franklin Elementary Second Grade Virtual Learning Day 2 Verification Sheet

Activity	Maximum Time	Actual Time Spent	Parent Signature	Teacher Verification
Independent Reading	20 minutes			
MobyMax Reading	20 minutes			
MobyMax Math	20 minutes			
MobyMax Fact Master	5 minutes			
Morning Work Review	10 minutes			
Writing Activity	15 minutes			
Spelling City	10 minutes			
Specials	30 minutes			

****PLEASE LOOK THROUGH DESCRIPTIONS FOR
ALTERNATE ASSIGNMENTS FOR NON-COMPUTER USE****

Independent Reading- Students must read books for 20 minutes independently or with an adult.

Moby Max Reading- Students must sign into www.mobymax.com/signin. Select to sign in as student. Find your school code by typing in Franklin Elementary and select Logansport, Indiana. From there log on using your student log in. Once signed in students will select Reading Skills Fiction & Non-Fiction. Complete the activity that appears. ****NON-COMPUTER- READ AND COMPLETE FIND THE EVIDENCE: BIOGRAPHY OF DR. SEUSS.**

Moby Max Math- After signing onto www.mobymax.com select the Math button. Complete the activity that appears. ****NON-COMPUTER- COMPLETE THE DAILY MATH ASSIGNMENTS.**

Moby Max Fact Master- After signing onto www.mobymax.com select Fact Master. Students need to work for 5 minutes on math facts. ****NON-COMPUTER- COMPLETE THE ADDITION AND SUBTRACTION TIME TEST. TIME YOUR STUDENT FOR 2 MINUTES PER SIDE. CROSS OUT PROBLEMS THAT WERE NOT COMPLETED WITHIN 2 MINUTES.**

Morning Work Review Paper- Students will find a Morning Work Review paper in their virtual learning packets. Please complete and return.

Writing Activity- Students will find a writing prompt activity paper in their virtual learning packets. Please complete and return.

Spelling City- Log onto www.spellingcity.com. Choose the Virtual Learning spelling list. Play 10 minutes worth of activities. ****NON-COMPUTER- CHOOSE AND COMPLETE A "SPELLING MENU" ACTIVITY TO DO WITH YOUR SPELLING LIST. IF YOU DO NOT HAVE YOUR SPELLING LIST, PLEASE USE THE ALTERNATE VIRTUAL LEARNING DAY LIST.**

Specials: Library - attached

Name: _____

Date: _____

Find the Evidence

Can you find the PROOF for your answers? Use a crayon in the color shown to underline where you found each answer in the text.

Biography Dr. Seuss

On March 2, 1904, Theodor Seuss Geisel was born in Springfield, Massachusetts. When he was in high school, Theodor enrolled in an art class. While attending Dartmouth College, he worked on a humor magazine and even served as the editor-in-chief. At one point, Theodor broke a rule and Dartmouth College refused to let him continue working for the magazine. Theodor began using the pen name, "Seuss," so he could secretly continue writing and creating cartoons for the magazine.

Theodor graduated and considered becoming an English teacher, but his wife Helen encouraged him to pursue drawing. He was published in magazines and even created ads for things like bug spray, oil, the TV network NBC, and the government during World War II. Next, he began publishing children's books as "Dr. Seuss." A publisher challenged Theodor to write an interesting book with 250 words or less- and he used only 236 different words to write The Cat in the Hat. He continued to write silly children's books with rhyme and rhythm. Dr. Seuss' books are so famous today that his birthday is now celebrated as Read Across America Day!



Who encouraged him to pursue drawing?



What items did Geisel's drawings advertise?



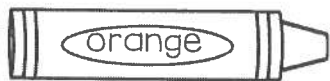
Where did Theodor go to college?



Why did he start writing as Seuss?



How many different words are in The Cat in the Hat?



When is Read Across America Day?

Name _____

Cut and paste each word
into the correct bug jar.

Singular and Plural

Singular

Plural



© Kaitlynn Albani

cat

horses

bug

books

school

eyes

hat

chairs

mouse

jars

shoes

hand

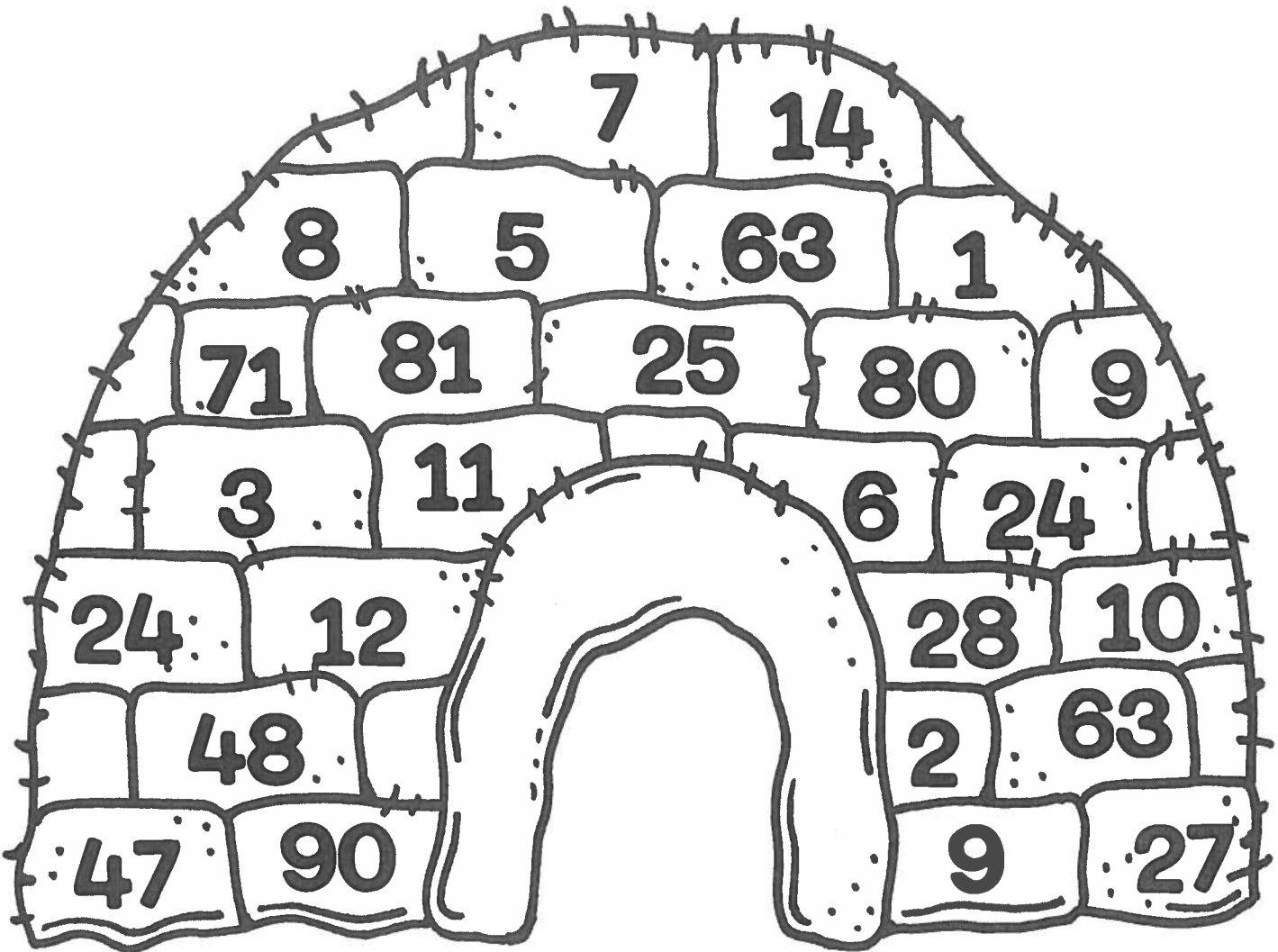
name: _____

date: _____

Arctic Evens and Odds


COLOR THE ICE BLOCKS WITH EVEN NUMBERS BLUE.

COLOR THE ODD NUMBERS YELLOW.



How many blocks did you color yellow?

How many blocks did you color blue?



Start at 0. Count on 5 and color. Complete by skip counting by 5.

0	1	2	3	4	5	6	7	8	9
10	11	12	13	14	15	16	17	18	19
20	21	22	23	24	25	26	27	28	29
30	31	32	33	34	35	36	37	38	39
40	41	42	43	44	45	46	47	48	49
50	51	52	53	54	55	56	57	58	59
60	61	62	63	64	65	66	67	68	69
70	71	72	73	74	75	76	77	78	79
80	81	82	83	84	85	86	87	88	89
90	91	92	93	94	95	96	97	98	99
100	101	102	103	104	105	106	107	108	109
110	111	112	113	114	115	116	117	118	119

1.OA.5 Relate counting to addition and subtraction (e.g., by counting on 2 to add 2).

ame _____

Date _____

Start at 22 and count to 29. Fill in the squares.

22							
----	--	--	--	--	--	--	--

Start at 31 and count to 38. Fill in the squares.

							38
--	--	--	--	--	--	--	----

Start at 49 and count to 56. Fill in the squares.

49							
----	--	--	--	--	--	--	--

Start at 66 and count to 73. Fill in the squares.


							73
--	--	--	--	--	--	--	----

Start at 81 and count to 120. Fill in the chart.

89							
							120

1M.BT.1 I can count to 120, starting at any number less than 120. In this range, read and write numerals and represent a number of objects with a written numeral.

Name _____ # _____



Addition Fact Practice +9s

Time: _____

$$\begin{array}{r} 9 \\ + 3 \\ \hline \end{array}$$

$$\begin{array}{r} 6 \\ + 9 \\ \hline \end{array}$$

$$\begin{array}{r} 9 \\ + 4 \\ \hline \end{array}$$

$$\begin{array}{r} 5 \\ + 9 \\ \hline \end{array}$$

$$\begin{array}{r} 9 \\ + 1 \\ \hline \end{array}$$

$$\begin{array}{r} 1 \\ + 9 \\ \hline \end{array}$$

$$\begin{array}{r} 7 \\ + 9 \\ \hline \end{array}$$

$$\begin{array}{r} 9 \\ + 8 \\ \hline \end{array}$$

$$\begin{array}{r} 9 \\ + 6 \\ \hline \end{array}$$

$$\begin{array}{r} 3 \\ + 9 \\ \hline \end{array}$$

$$\begin{array}{r} 2 \\ + 9 \\ \hline \end{array}$$

$$\begin{array}{r} 4 \\ + 9 \\ \hline \end{array}$$

$$\begin{array}{r} 9 \\ + 7 \\ \hline \end{array}$$

$$\begin{array}{r} 8 \\ + 9 \\ \hline \end{array}$$

$$\begin{array}{r} 9 \\ + 9 \\ \hline \end{array}$$

$$\begin{array}{r} 5 \\ + 9 \\ \hline \end{array}$$

$$\begin{array}{r} 0 \\ + 9 \\ \hline \end{array}$$

$$\begin{array}{r} 9 \\ + 4 \\ \hline \end{array}$$

$$\begin{array}{r} 9 \\ + 2 \\ \hline \end{array}$$

$$\begin{array}{r} 5 \\ + 9 \\ \hline \end{array}$$

$$\begin{array}{r} 9 \\ + 7 \\ \hline \end{array}$$

$$\begin{array}{r} 8 \\ + 9 \\ \hline \end{array}$$

$$\begin{array}{r} 9 \\ + 9 \\ \hline \end{array}$$

$$\begin{array}{r} 7 \\ + 9 \\ \hline \end{array}$$

$$\begin{array}{r} 9 \\ + 0 \\ \hline \end{array}$$

Name _____ # _____

Subtraction Fact Practice - 7 (minus seven)

Time: _____



$$\begin{array}{r} 11 \\ - 7 \\ \hline \end{array}$$

$$\begin{array}{r} 15 \\ - 7 \\ \hline \end{array}$$

$$\begin{array}{r} 18 \\ - 7 \\ \hline \end{array}$$

$$\begin{array}{r} 17 \\ - 7 \\ \hline \end{array}$$

$$\begin{array}{r} 16 \\ - 7 \\ \hline \end{array}$$

$$\begin{array}{r} 9 \\ - 7 \\ \hline \end{array}$$

$$\begin{array}{r} 12 \\ - 7 \\ \hline \end{array}$$

$$\begin{array}{r} 11 \\ - 7 \\ \hline \end{array}$$

$$\begin{array}{r} 10 \\ - 7 \\ \hline \end{array}$$

$$\begin{array}{r} 14 \\ - 7 \\ \hline \end{array}$$

$$\begin{array}{r} 18 \\ - 7 \\ \hline \end{array}$$

$$\begin{array}{r} 16 \\ - 7 \\ \hline \end{array}$$

$$\begin{array}{r} 8 \\ - 7 \\ \hline \end{array}$$

$$\begin{array}{r} 12 \\ - 7 \\ \hline \end{array}$$

$$\begin{array}{r} 13 \\ - 7 \\ \hline \end{array}$$

$$\begin{array}{r} 7 \\ - 7 \\ \hline \end{array}$$

$$\begin{array}{r} 13 \\ - 7 \\ \hline \end{array}$$

$$\begin{array}{r} 9 \\ - 7 \\ \hline \end{array}$$

$$\begin{array}{r} 18 \\ - 7 \\ \hline \end{array}$$

$$\begin{array}{r} 10 \\ - 7 \\ \hline \end{array}$$

$$\begin{array}{r} 18 \\ - 7 \\ \hline \end{array}$$

$$\begin{array}{r} 15 \\ - 7 \\ \hline \end{array}$$

$$\begin{array}{r} 16 \\ - 7 \\ \hline \end{array}$$

$$\begin{array}{r} 11 \\ - 7 \\ \hline \end{array}$$







$$\begin{array}{r} 12 \\ - 7 \\ \hline \end{array}$$

1 I am the Awesome _____

First Name





Last Name

2 Today is _____, 20____

3 It is      


sunny cloudy rainy stormy windy snowy

Circle One

4 It is  s_mmer  f__ll w__nter  s__ring 

Circle One and Fill-in the Blanks

What rhymes with ham?

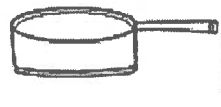


__am
__am
__am

6 Middle Sounds



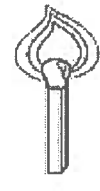
v__n



p__n





w__d



l__t

7 $3 + \square = 6$
 $\square + 2 = 5$
 $3 + 1 = \square$

8  colors 

My skin is

A pig is

The sun is

9 $6 - \square = 3$
 $\square - 2 = 3$
 $4 - 1 = \square$

10 What's missing?
 3 7

What's missing?
 r s v

If there were no TV, radio, or computers, what might you do instead?


Handwriting practice lines consisting of solid top and bottom lines with a dotted midline.

computers, what might you do instead?
It there were no TV, radio, or

Handwriting practice lines consisting of solid top and bottom lines with a dotted midline.

Spelling Menu!

Name: _____



© Create-abilities.

Pick one spelling activity for each day. Complete it on notebook paper and turn in on _____ Have a parent or guardian sign on the line after you have completed each activity.

DAY 1	DAY 2	DAY 3	DAY 4
<p>Use sugar, salt, or shaving cream to spell your words.</p> <p>X _____</p>	<p>Write each word using a different color for each letter.</p> <p>X _____</p>	<p>Spell your words with rice, cereal, beans, or pasta and glue on a piece of paper.</p> <p>X _____</p>	<p>Create a word search using all your words. Have a family member solve it.</p> <p>X _____</p>
<p>Write each of your words and then draw a picture to show its meaning.</p> <p>X _____</p>	<p>Type your words on the computer using a different font for each word.</p> <p>X _____</p>	<p>Create a word pyramid for each word. For example: c c a c a t</p> <p>X _____</p>	<p>Write each of your words in dots and then connect the dots by going over them in a different color.</p> <p>X _____</p>
<p>Write your words in bubble or block letters.</p> <p>X _____</p>	<p>Write each word on two separate slips of paper. Then play Go Fish or Concentration with a friend or family member.</p> <p>X _____</p>	<p>Write each word using red for the vowels and blue for the consonants.</p> <p>X _____</p>	<p>Give someone at home a spelling test using your words. Grade their test.</p> <p>X _____</p>

Spelling List

Virtual Learning List

Focus: Second Grade Dolch Sight Words

always

best

been

their

write

because

buy

those

these

don't

your

off

very

which

gave

before

does

many

found

around

Library Virtual Learning Days

Pick one

(library day)

1. Typing

-15 minutes of typing. You may use BBC typing, typing web or any typing app/site you have available.

2. Reading

-20 Minutes of reading

-you may check to see if your book has an AR quiz available at this site <http://www.arbookfind.com/UserType.aspx>

3. Take quizzes at this site

<https://hosted137.renlearn.com/121536/default.aspx>

4. Reading comprehension passages

-Scroll to 5th grade and read a passage and answer the questions at the following site:

<http://mrnussbaum.com/readingpassageindex/>

If you have no internet at home please read a chapter book, magazine, newspaper or picture book for at least 20 minutes.

1. Fill out the attached slip and return it to Mrs. Crozier.

Snow day 5 (optional library day)

1. Pick a different activity from above that you did not complete.

If you are having trouble logging into any of the sites, please email Mrs. Crozier at

crozierm@lsc.k12.in.us

