

Student Name: _____ Date: _____

Franklin Elementary Second Grade Virtual Learning Day 4 Verification Sheet

Activity	Maximum Time	Actual Time Spent	Parent Signature	Teacher Verification
Independent Reading	20 minutes			
MobyMax Reading	20 minutes			
MobyMax Math	20 minutes			
MobyMax Fact Master	5 minutes			
Morning Work Review	10 minutes			
Writing Activity	15 minutes			
Spelling City	10 minutes			
Specials	30 minutes			

****PLEASE LOOK THROUGH DESCRIPTIONS FOR
ALTERNATE ASSIGNMENTS FOR NON-COMPUTER USE****

Independent Reading- Students must read books for 20 minutes independently or with an adult.

Moby Max Reading- Students must sign into www.mobymax.com/signin. Select to sign in as student. Find your school code by typing in Franklin Elementary and select Logansport, Indiana. From there log on using your student log in. Once signed in students will select Reading Skills Literature. Complete the activity that appears. ****NON-COMPUTER- READ AND COMPLETE 'SILLY DREAMS', 'JOEY', AND NOUNS AND VERBS PAGE.**

Moby Max Math- After signing onto www.mobymax.com select the Math button. Complete the activity that appears. ****NON-COMPUTER- COMPLETE WHAT IS MISSING?**

Moby Max Fact Master- After signing onto www.mobymax.com select Fact Master. Students need to work for 5 minutes on math facts. ****NON-COMPUTER- COMPLETE THE ADDITION AND SUBTRACTION TIME TEST. TIME YOUR STUDENT FOR 2 MINUTES PER SIDE. CROSS OUT PROBLEMS THAT WERE NOT COMPLETED WITHIN 2 MINUTES.**

Morning Work Review Paper- Students will find a Morning Work Review paper in their virtual learning packets. Please complete and return.

Writing Activity- Students will find a writing prompt activity paper in their virtual learning packets. Please complete and return.

Spelling City- Log onto www.spellingcity.com. Choose the Virtual Learning spelling list. Play 10 minutes worth of activities. ****NON-COMPUTER- CHOOSE AND COMPLETE A SPELLING MENU ACTIVITY TO DO WITH YOUR SPELLING LIST. IF YOU DO NOT HAVE YOUR SPELLING LIST, PLEASE USE THE ALTERNATE VIRTUAL LEARNING DAY LIST.**

Specials: PE - Attached

Silly Dreams

Reading Day 4

Every night I go to sleep I never stay in bed.

I go to faraway places, but only in my head.

Just the other day I had tea with the queen.

She was not very kind and really rather mean.

I can go to space, I will dance with the moon.

If I'm feeling hungry I eat him with a spoon.

The stars are tasty too with sugar and cream.

I eat until I burst it is only a dream.

I will ride a lion with a pink nose and purple tail.

I will race against a blue whale.

The jungle has lions, tigers and bears.

They all wear dresses and have feathers for hair.

Sometimes I fly and sometimes I soar.

The grass is my sky and the cloud's my floor.

I am graceful like the birds, I am faster than a rocket.

When I need to rest I sleep in a cloud pocket.

Today when I dream I will think about clowns.

They know how to chase away frowns.

I will play cards with fish. Sleep the middle of the sea.

I will share a piece of cake with a bumble bee.

Name: _____

Date: _____

Silly Dreams

Comprehension Questions

1. Where does the narrator go instead of staying in bed?

2. Describe the personality of the queen.

3. What does the narrator do when he is in space?


Name _____

Reading Comprehension

Read the story and answer the questions.

Joey

Joey's favorite season is fall. He likes fall because the leaves change colors. Every year Joey goes to the pumpkin patch with his family. His favorite fall treat is pumpkin pie!



1. What is Joey's favorite season?

- summer
- fall
- winter

2. Why does he like that season?

- the leaves change
- pumpkins grow
- it is cold



Color where Joey goes every year.



Color who he goes with.







Color Joey's favorite fall treat.

Name _____

Nouns = Red
Verbs = Blue

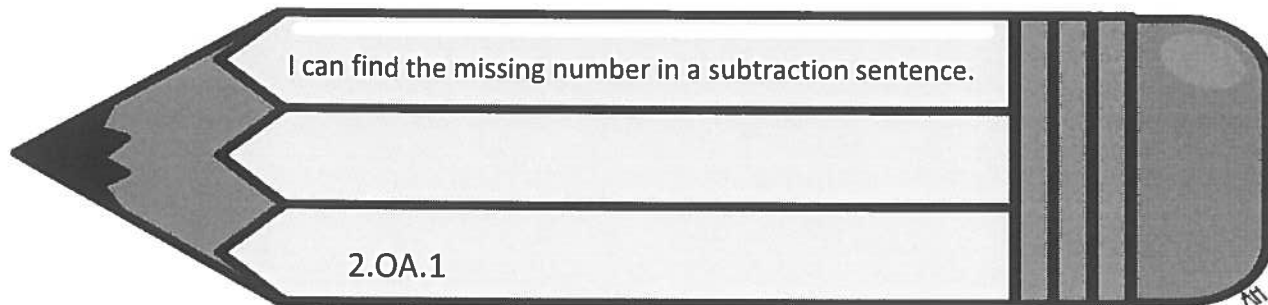
NOUNS and VERBS



What's Missing?

Name _____

Fill in the missing number for each subtraction sentence.



$18 - \underline{\quad} = 12$

$12 - \underline{\quad} = 6$

$14 - \underline{\quad} = 6$

$11 - \underline{\quad} = 7$

$13 - \underline{\quad} = 9$

$17 - \underline{\quad} = 11$

$10 - \underline{\quad} = 5$

$16 - \underline{\quad} = 8$

$20 - \underline{\quad} = 10$

$15 - \underline{\quad} = 8$

$9 - \underline{\quad} = 3$

$19 - \underline{\quad} = 9$

$14 - \underline{\quad} = 7$

$10 - \underline{\quad} = 7$

$12 - \underline{\quad} = 7$

$13 - \underline{\quad} = 8$

$15 - \underline{\quad} = 9$

$11 - \underline{\quad} = 5$



Facts Day 4

Set B [1+4, 4+1, 1+1] Practice on facts through Set **B**

4	1	1	2	4	1	3	1	1	2
<u>+1</u>	<u>+4</u>	<u>+1</u>	<u>+1</u>	<u>+1</u>	<u>+2</u>	<u>+1</u>	<u>+1</u>	<u>+4</u>	<u>+1</u>
1	4	2	4	1	1	1	3	1	1
<u>+2</u>	<u>+1</u>	<u>+1</u>	<u>+1</u>	<u>+1</u>	<u>+3</u>	<u>+4</u>	<u>+1</u>	<u>+2</u>	<u>+1</u>
2	1	3	1	1	2	4	1	3	2
<u>+1</u>	<u>+4</u>	<u>+1</u>	<u>+1</u>	<u>+3</u>	<u>+1</u>	<u>+1</u>	<u>+1</u>	<u>+1</u>	<u>+1</u>
1	3	1	1	4	3	1	1	2	3
<u>+2</u>	<u>+1</u>	<u>+1</u>	<u>+3</u>	<u>+1</u>	<u>+1</u>	<u>+2</u>	<u>+4</u>	<u>+1</u>	<u>+1</u>

One Minute Timing on facts through Set B

1	4	1	2	1	1	3	4	1	1
<u>+2</u>	<u>+1</u>	<u>+3</u>	<u>+1</u>	<u>+1</u>	<u>+4</u>	<u>+1</u>	<u>+1</u>	<u>+2</u>	<u>+1</u>
4	1	3	1	1	2	1	1	3	2
<u>+1</u>	<u>+2</u>	<u>+1</u>	<u>+4</u>	<u>+3</u>	<u>+1</u>	<u>+1</u>	<u>+2</u>	<u>+1</u>	<u>+1</u>
3	1	1	1	4	1	2	1	1	4
<u>+1</u>	<u>+4</u>	<u>+3</u>	<u>+1</u>	<u>+1</u>	<u>+2</u>	<u>+1</u>	<u>+2</u>	<u>+1</u>	<u>+1</u>
2	1	1	3	1	4	1	2	1	1
<u>+1</u>	<u>+4</u>	<u>+1</u>	<u>+1</u>	<u>+2</u>	<u>+1</u>	<u>+3</u>	<u>+1</u>	<u>+4</u>	<u>+1</u>

1 minute timing goal _____

Number of problems correct _____

Facts Day 4

Set B [5-4, 5-1, 2-1]

Practice on facts through Set **B**

5	5	3	2	4	5	3	4	5	2
<u>-1</u>	<u>-4</u>	<u>-2</u>	<u>-1</u>	<u>-1</u>	<u>-4</u>	<u>-1</u>	<u>-3</u>	<u>-1</u>	<u>-1</u>
3	2	5	4	5	4	5	3	3	4
<u>-1</u>	<u>-1</u>	<u>-1</u>	<u>-1</u>	<u>-1</u>	<u>-3</u>	<u>-4</u>	<u>-1</u>	<u>-2</u>	<u>-3</u>
5	5	3	4	3	5	4	5	3	2
<u>-1</u>	<u>-4</u>	<u>-1</u>	<u>-3</u>	<u>-1</u>	<u>-1</u>	<u>-1</u>	<u>-4</u>	<u>-1</u>	<u>-1</u>
2	3	5	4	5	3	5	5	2	3
<u>-1</u>	<u>-2</u>	<u>-1</u>	<u>-3</u>	<u>-4</u>	<u>-1</u>	<u>-1</u>	<u>-4</u>	<u>-1</u>	<u>-2</u>

One Minute Timing on facts through Set B

5	4	4	5	5	4	3	4	3	2
<u>-1</u>	<u>-1</u>	<u>-3</u>	<u>-1</u>	<u>-4</u>	<u>-3</u>	<u>-1</u>	<u>-1</u>	<u>-2</u>	<u>-1</u>
4	3	3	5	4	2	5	3	3	2
<u>-1</u>	<u>-2</u>	<u>-1</u>	<u>-4</u>	<u>-3</u>	<u>-1</u>	<u>-1</u>	<u>-2</u>	<u>-1</u>	<u>-1</u>
3	5	4	5	4	5	2	5	5	4
<u>-1</u>	<u>-4</u>	<u>-3</u>	<u>-1</u>	<u>-1</u>	<u>-4</u>	<u>-1</u>	<u>-4</u>	<u>-1</u>	<u>-1</u>
2	5	5	3	3	4	3	2	5	2
<u>-1</u>	<u>-4</u>	<u>-1</u>	<u>-1</u>	<u>-2</u>	<u>-3</u>	<u>-2</u>	<u>-1</u>	<u>-4</u>	<u>-1</u>

1 minute timing goal _____

Number of problems correct _____

● ● ● | two

Write **ch** to finish each word. Read the words.

___ in ___ at ___ ill

Is this a complete sentence? Circle yes or no.

Where the fan is. yes
no

Write a sentence about your favorite color.

- I used correct capitals. I used correct punctuation. I used my best spelling. My sentence makes sense.

Sight Words

Write one letter in each box. Spell the words correctly.

said
□ □ □ □

was
□ □ □

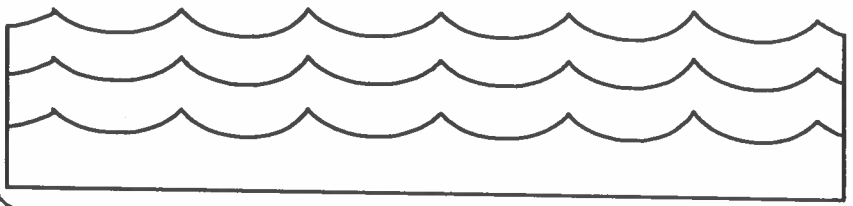
have
□ □ □ □

they
□ □ □ □

for
□ □ □

Circle the words with the same vowel sound as **pin**.

My name is Tim. I am a pig. I sit on a ship and wear a wig. Draw me!




Ann has 4 apples. Then she eats 1. How many apples does she have now?

Write the time.



5 o'clock

Match.



13

17

4 + 0 = _____

- 4 5 40


If you could eat anything
for dinner, what would it be
and why?

Writing Day 4

Handwriting practice lines consisting of solid top and bottom lines with a dotted midline.

Spelling Menu!

Name: _____



© Create-abilities.

Pick one spelling activity for each day. Complete it on notebook paper and turn in on _____. Have a parent or guardian sign on the line after you have completed each activity.

DAY 1	DAY 2	DAY 3	DAY 4
Use sugar, salt, or shaving cream to spell your words. X _____	Write each word using a different color for each letter. X _____	Spell your words with rice, cereal, beans, or pasta and glue on a piece of paper. X _____	Create a word search using all your words. Have a family member solve it. X _____
Write each of your words and then draw a picture to show its meaning. X _____	Type your words on the computer using a different font for each word. X _____	Create a word pyramid for each word. For example: c c a c a t X _____	Write each of your words in dots and then connect the dots by going over them in a different color. X _____
Write your words in bubble or block letters. X _____	Write each word on two separate slips of paper. Then play Go Fish or Concentration with a friend or family member. X _____	Write each word using red for the vowels and blue for the consonants. X _____	Give someone at home a spelling test using your words. Grade their test. X _____

Spelling Day 4

Spelling List

Virtual Learning List

Focus: Second Grade Dolch Sight Words

always

best

been

their

write

because

buy

those

these

don't

your

off

very

which

gave

before

does

many

found

around

Franklin Elementary Physical Education

2nd Grade Virtual Learning Activities

In order for the student to receive their E- Learning Credit for Physical Education, they will need to complete the log for the time slots that are provided. The list of exercises is something they should all do, after that there are options for each one to choose from. Make sure a parent documents and signs the time log. All of these exercises are concepts we use every day in class so the students will be familiar with them.

1. 25 Jumping Jacks
2. 20 Forward Arm Circles
3. 20 Backward Arm Circles
4. 20 Toe Touches
5. 15 Push Ups
6. 25 Sit Ups
7. 100 Jump Ropes (If jump rope available)
8. Running in place (Students can set their own time.)

Students should repeat this list of exercises 2 times.

Writing Activity:

Students will reflect on what they have learned and played so far this school year. They are to write a short paragraph telling what game was their favorite and why. Also include a picture with the paragraph.