

Student Name: _____ Date: _____

Franklin Elementary Second Grade Virtual Learning Day 5 Verification Sheet

Activity	Maximum Time	Actual Time Spent	Parent Signature	Teacher Verification
Independent Reading	20 minutes			
MobyMax Reading	20 minutes			
MobyMax Math	20 minutes			
MobyMax Fact Master	5 minutes			
Morning Work Review	10 minutes			
Writing Activity	15 minutes			
Spelling City	10 minutes			
Specials	30 minutes			

****PLEASE LOOK THROUGH DESCRIPTIONS FOR
ALTERNATE ASSIGNMENTS FOR NON-COMPUTER USE****

Independent Reading- Students must read books for 20 minutes independently or with an adult.

Moby Max Reading- Students must sign into www.mobymax.com/signin. Select to sign in as student. Find your school code by typing in Franklin Elementary and select Logansport, Indiana. From there log on using your student log in. Once signed in students will select Reading Skills Literature. Complete the activity that appears. ****NON-COMPUTER- READ AND COMPLETE 'EARTHWORMS', 'A FAT CAT', AND POSSESSIVE NOUNS 1.**

Moby Max Math- After signing onto www.mobymax.com select the Math button. Complete the activity that appears. ****NON-COMPUTER- COMPLETE READING A GRAPH.**

Moby Max Fact Master- After signing onto www.mobymax.com select Fact Master. Students need to work for 5 minutes on math facts. ****NON-COMPUTER- COMPLETE THE ADDITION AND SUBTRACTION TIME TEST. TIME YOUR STUDENT FOR 2 MINUTES PER SIDE. CROSS OUT PROBLEMS THAT WERE NOT COMPELTED WITHIN 2 MINUTES.**

Morning Work Review Paper- Students will find a Morning Work Review paper in their virtual learning packets. Please complete and return.

Writing Activity- Students will find a writing prompt activity paper in their virtual learning packets. Please complete and return.

Spelling City- Log onto www.spellingcity.com. Choose the Virtual Learning spelling list. Play 10 minutes worth of activities. ****NON-COMPUTER- CHOOSE AND COMPLETE A SPELLING MENU ACTIVITY TO DO WITH YOUR SPELLING LIST. IF YOU DO NOT HAVE YOUR SPELLING LIST, PLEASE USE THE ALTERNATE VIRTUAL LEARNING DAY LIST.**

Specials: *Free choice - Choose an activity from one of the specials and complete.*

Earthworms

Reading Day 5

The earthworm is more than fish bait and bird food. They are nature's workman. Earthworms improve soil for humans, plants and animals. The tunnels they create help air and water reach deeper parts of the soil. More air and more water make for a healthier soil.

Did you know the diet of an earthworm is the dirt itself? These worms eat the soil they live in. This food source is great for the worm but not for plants. The waste released by the worm is then used to feed the plants because it has a lot of nutrients.

If you were to look really closely at the earthworm's body it looks like they are joined together with rings. They are actually put together with about 150 different segments. This helps the worm to move as each segment has muscles and bristles. The bristles are what give the worm control when moving through the soil. The different segments to the earthworm are also why they can survive and regrow parts of their body back if something pulls it apart.

Earthworms have no lungs to help them breathe. Instead they breathe through their skin. This is the reason they must stay in moist damp places. Their skin cannot dry out or they will not survive.

Name: _____

Date: _____

Earthworms

Comprehension Questions

1. Why are earthworms an important part of nature?

2. How are the earthworm's body segments helpful to them?

3. Why is it important for an earthworm to keep its skin moist?


Name _____

Reading Comprehension

Read the story and answer the questions.

A Fat Cat

Look at that cat! The cat's name is Jack and he is fat. Jack likes to nap. Jack is a happy cat. He takes his naps on his mat. I wish I had a cat like Jack!



1. What is the cat's name?

- Matt
- Zack
- Jack

2. What does the cat look like?

- tall
- fat
- black



Color what the cat likes to do.



Color a word that describes the cat.



Color where the cat naps.

Name _____

Possessive Nouns 1

Date _____
Reading Day 5

You show that something belongs to a noun by adding an 's to the noun.
Example: The lion's mane is gold. This is Jake's desk.

Write the correct possessive noun in the blank.

1. That is the _____ flower.  cow


2. The _____ tail is short.  cat

3. The _____ nest is full of eggs.  hen

4. The _____ tongue is long.  frog

5. The _____ umbrella has dots.  duck

6. The _____ teeth are sharp.  alligator

7. The _____ carrot is huge.  bunny


8. The _____ trunk is long.  elephant

Reading a Graph

I can use a graph to answer questions.

Use the graph to answer the questions below.

Grade Level



- Are there more kids in first grade or second? _____
- Which grade has the fewest students? _____
- How many more students are in third grade than fourth? _____
- How many students are in first and second grade? _____
- How many fewer students are in fourth grade than in second? _____
- Which grade has the most students? _____
- How many more students are in third grade than in second? _____
- How many fewer students are in second grade than first? _____



2.OA.1 2.NBT.7
2.MD.10

Facts Day 5

Set C [1+5, 5+1, 2+2] Practice on facts through Set C

5	1	2	4	3	1	1	5	1	2
<u>+1</u>	<u>+5</u>	<u>+2</u>	<u>+1</u>	<u>+1</u>	<u>+2</u>	<u>+1</u>	<u>+1</u>	<u>+5</u>	<u>+2</u>
1	3	1	1	5	1	2	3	1	4
<u>+2</u>	<u>+1</u>	<u>+4</u>	<u>+1</u>	<u>+1</u>	<u>+5</u>	<u>+2</u>	<u>+1</u>	<u>+2</u>	<u>+1</u>
2	5	1	2	1	2	4	1	3	2
<u>+1</u>	<u>+1</u>	<u>+5</u>	<u>+2</u>	<u>+4</u>	<u>+1</u>	<u>+1</u>	<u>+1</u>	<u>+1</u>	<u>+1</u>
1	3	1	1	5	1	2	1	4	3
<u>+2</u>	<u>+1</u>	<u>+1</u>	<u>+3</u>	<u>+1</u>	<u>+5</u>	<u>+2</u>	<u>+3</u>	<u>+1</u>	<u>+1</u>

One Minute Timing on facts through Set C

1	3	1	4	1	1	2	5	1	2
<u>+2</u>	<u>+1</u>	<u>+5</u>	<u>+1</u>	<u>+1</u>	<u>+3</u>	<u>+1</u>	<u>+1</u>	<u>+4</u>	<u>+2</u>
5	2	1	1	2	1	3	1	4	1
<u>+1</u>	<u>+2</u>	<u>+1</u>	<u>+4</u>	<u>+1</u>	<u>+2</u>	<u>+1</u>	<u>+5</u>	<u>+1</u>	<u>+3</u>
1	1	1	3	2	4	1	1	2	5
<u>+5</u>	<u>+4</u>	<u>+2</u>	<u>+1</u>	<u>+2</u>	<u>+1</u>	<u>+1</u>	<u>+3</u>	<u>+1</u>	<u>+1</u>
1	1	5	2	1	3	1	4	1	2
<u>+1</u>	<u>+4</u>	<u>+1</u>	<u>+2</u>	<u>+2</u>	<u>+1</u>	<u>+5</u>	<u>+1</u>	<u>+3</u>	<u>+1</u>

1 minute timing goal _____

Number of problems correct _____

Set C [6-1, 6-5, 4-2]

Practice on facts through Set **C**

6	5	3	2	4	5	3	4	6	2
<u>-1</u>	<u>-4</u>	<u>-2</u>	<u>-1</u>	<u>-2</u>	<u>-1</u>	<u>-1</u>	<u>-3</u>	<u>-5</u>	<u>-1</u>

6	2	5	4	6	4	5	4	3	4
<u>-5</u>	<u>-1</u>	<u>-1</u>	<u>-1</u>	<u>-1</u>	<u>-3</u>	<u>-4</u>	<u>-2</u>	<u>-1</u>	<u>-3</u>

5	6	6	4	4	6	4	5	3	6
<u>-1</u>	<u>-5</u>	<u>-1</u>	<u>-1</u>	<u>-2</u>	<u>-1</u>	<u>-1</u>	<u>-4</u>	<u>-1</u>	<u>-5</u>

4	2	6	4	3	6	5	6	6	3
<u>-2</u>	<u>-1</u>	<u>-1</u>	<u>-2</u>	<u>-2</u>	<u>-5</u>	<u>-1</u>	<u>-5</u>	<u>-1</u>	<u>-2</u>

One Minute Timing on facts through Set C

6	4	6	5	5	4	3	4	3	6
<u>-1</u>	<u>-2</u>	<u>-5</u>	<u>-1</u>	<u>-4</u>	<u>-2</u>	<u>-1</u>	<u>-1</u>	<u>-2</u>	<u>-1</u>

4	3	6	5	4	4	5	6	6	2
<u>-1</u>	<u>-2</u>	<u>-5</u>	<u>-4</u>	<u>-2</u>	<u>-1</u>	<u>-1</u>	<u>-5</u>	<u>-1</u>	<u>-1</u>

3	5	4	6	4	5	6	5	6	4
<u>-1</u>	<u>-4</u>	<u>-3</u>	<u>-1</u>	<u>-2</u>	<u>-4</u>	<u>-1</u>	<u>-4</u>	<u>-5</u>	<u>-2</u>


6	5	5	6	6	4	4	2	5	2
<u>-5</u>	<u>-4</u>	<u>-1</u>	<u>-1</u>	<u>-5</u>	<u>-3</u>	<u>-2</u>	<u>-1</u>	<u>-4</u>	<u>-1</u>

1 minute timing goal _____

Number of problems correct _____

three | ● ● ●

Circle the words that are body parts.
lip **hip** **hill** **back**
hand **chin** **tan** **sat**

Name the picture. Circle the correct word.
 **cup** **cap**

she will be glad

- hase
 - has
 - haz
- five

kin
[noun] Your **kin** are the people in your family.
 This word makes me think of:

Write your spelling words in the little square.
 Can you make them all fit? Try it twice.

Favorite Kind of Apple		
red	yellow	green

The kids in 2nd grade voted for their favorite kind of apple. The chart shows their choices. How many kids picked each color?
 red _____ yellow _____ green _____

On the grass there are 2 ants. On the hill there are 4 ants.
 How many more ants are on the hill than are on the grass?

3 - 2 = _____
 1 9 5

2 + 2 = _____
 2 22 4


If you could have any community job, what would it be and why?

Writing Day 5

Handwriting practice lines consisting of multiple sets of solid top and bottom lines with a dashed midline.

Spelling Menu!

Name: _____



© Create-abilities.

Pick one spelling activity for each day. Complete it on notebook paper and turn in on _____. Have a parent or guardian sign on the line after you have completed each activity.

DAY 1	DAY 2	DAY 3	DAY 4
Use sugar, salt, or shaving cream to spell your words. X _____	Write each word using a different color for each letter. X _____	Spell your words with rice, cereal, beans, or pasta and glue on a piece of paper. X _____	Create a word search using all your words. Have a family member solve it. X _____
Write each of your words and then draw a picture to show its meaning. X _____	Type your words on the computer using a different font for each word. X _____	Create a word pyramid for each word. For example: c c a c a t X _____	Write each of your words in dots and then connect the dots by going over them in a different color. X _____
Write your words in bubble or block letters. X _____	Write each word on two separate slips of paper. Then play Go Fish or Concentration with a friend or family member. X _____	Write each word using red for the vowels and blue for the consonants. X _____	Give someone at home a spelling test using your words. Grade their test. X _____

Spelling List

Virtual Learning List

Focus: Second Grade Dolch Sight Words

always

best

been

their

write

because

buy

those

these

don't

your

off

very

which

gave

before

does

many

found

around

Franklin Elementary Physical Education

2nd Grade Virtual Learning Activities

In order for the student to receive their E- Learning Credit for Physical Education, they will need to complete the log for the time slots that are provided. The list of exercises is something they should all do, after that there are options for each one to choose from. Make sure a parent documents and signs the time log. All of these exercises are concepts we use every day in class so the students will be familiar with them.

1. 25 Jumping Jacks
2. 20 Forward Arm Circles
3. 20 Backward Arm Circles
4. 20 Toe Touches
5. 15 Push Ups
6. 25 Sit Ups
7. 100 Jump Ropes (If jump rope available)
8. Running in place (Students can set their own time.)

Students should repeat this list of exercises 2 times.

Writing Activity:

Students will reflect on what they have learned and played so far this school year. They are to write a short paragraph telling what game was their favorite and why. Also include a picture with the paragraph.



Music Virtual Learning Day #5 Grades K-2nd

University of Michigan School of Music

Greetings, future music stars! Sadly, we will not be seeing each other today due to school not being in session. (I have a sad face right now since I won't get to see you today) ☹. This is the 5th Virtual Learning Day this year. Are you enjoying them? I hope so!

K-2nd grade students, use this link, <https://www.youtube.com/watch?v=0XT6z3dnORw>

- Watch the above music video. You will be watching the University of Michigan School of Music performing Gershwin's Rhapsody in Blue. Super cool!!
- Remember or jot down some questions you have about the video. We will have a brief discussion about the video and answer any questions you may have had.
- Enjoy the rest of your day and see you soon!!

If you do not have access to the internet, then do this.....

- Listen to 2 contrasting styles of music (i.e. country music vs. rock and roll)
- After you have listened to both selections, complete the music review questions on the next page according to your grade level.

Music Review Questions K-2nd grade

1. On a scale of 1 to 10 (1 being awful; 10 being extraordinary) what number on the grading scale would you give this piece? (circle one)

1 2 3 4 5 6 7 8 9 10

2. How did this piece of music make you feel? (circle one)

😊 or ☹️

3. In the remaining space, draw a picture of you singing or playing a musical instrument.

Library Virtual Learning Days

Pick one

(library day)

1. Typing

-15 minutes of typing. You may use BBC typing, typing web or any typing app/site you have available.

2. Reading

-20 Minutes of reading

-you may check to see if your book has an AR quiz available at this site <http://www.arbookfind.com/UserType.aspx>

3. Take quizzes at this site

<https://hosted137.renlearn.com/121536/default.aspx>

4. Reading comprehension passages

-Scroll to 5th grade and read a passage and answer the questions at the following site:

<http://mrnussbaum.com/readingpassageindex/>

If you have no internet at home please read a chapter book, magazine, newspaper or picture book for at least 20 minutes.

1. Fill out the attached slip and return it to Mrs. Crozier.

Snow day 5 (optional library day)

1. Pick a different activity from above that you did not complete.

If you are having trouble logging into any of the sites, please email Mrs. Crozier at

crozierm@lsc.k12.in.us

