

Name _____

Date _____

Franklin Elementary 3rd Grade Virtual Learning Day 1

Verification sheet

*Submit completed verification to your teacher. Please include your daily writing activity.

Activity	Maximum Time	Actual Time Spent	Parent Signature	Teacher Verification
Independent Reading	20 minutes			
Spelling City	15 minutes			
Moby Max Math	30 minutes			
Writing	20 minutes			
Art	20 minutes			
Reading	25 minutes			

Independent Reading: Students must read books for 20 minutes independently.

www.spellingcity.com: Students must spend 15 minutes completing practice activities for the current spelling list, such as hang mouse, spat-n-spell, etc. Alternate activity below for those without internet.

Math – www.mobymax.com: Students must spend 25 minutes completing math lessons and 5 minutes with Moby Math Facts. Alternate activity below for those without internet.

Writing: Students will respond to the following writing prompt using the Six Traits of writing. Be sure to answer all three questions and to include a beginning, middle, and end.

Prompt:

You've been waiting all day for recess, and when you look outside you see it has started to rain. What happens in your school when it rains during recess?

- *What will you do?*
- *Where will you go?*
- *Who will you be with?*

Write a story about what you do on a rainy recess day. Be sure your story has a beginning, middle, and an end. Write as many descriptive details as you can to make your story interesting.

Reading: Students will go to http://www.henryanker.com/3rd_activities.html. Complete reading comprehension activities A and B, and antonym sets 1 and 2.

Art: Please choose and complete an activity from the art lesson page in your eLearning folder.

Attached

Alternate Activities If Internet is Unavailable

Spelling: Write each word in crayon. Trace over each word with two different colored crayons.

Math: Complete Guided Class Practice 3A and Homework 3B.

Reading: Read "The Mystery of the Blue Shoe" and complete attached activities.

The Rainy Recess

You've been waiting all day for recess, and when you look outside you see it has started to rain. What happens in your school when it rains during recess?

What will you do?

Where will you go?

Who will be with you?

Write a story about what you do on a rainy recess day. Be sure your story has a beginning, a middle, and an end. Write as many descriptive details as you can to make your story interesting.

Name _____

Homework 3B

Date _____

Math 3 (for use with Lesson 3)

Use this calendar to answer Problems 1 and 2.

August 2005						
Sunday	Monday	Tuesday	Wednesday	Thursday	Friday	Saturday
	1	2	3	4	5	6
7	8	9	10	11	12	13
14	15	16	17	18	19	20
21	22	23	24	25	26	27
28	29	30	31			


1. If today is August 18, 2005, what was the date two days ago? _____
2. If today is August 18, 2005, what will the date be in one week? _____

Use the graph on Side A to answer Problems 3 and 4.

3. How many birthdays are in February? _____
4. Which of these months has the most birthdays? _____
5. Write all the two-digit numbers you can make using the digits 8 and 1. (You may use each digit more than once in a number.)

6. What time is shown on the clock?

:



Name _____

Guided Class Practice 3A

Date _____

Math 3 (for use with Lesson 3)

1. Kyle's baseball game was two days ago.

What was the date of the game? _____

2. What day of the week was it three days ago? _____

3. Shade this graph to match your classroom birthday graph.

Our Birthdays

January										
February										
March										
April										
May										
June										



Use the birthday graph in Problem 3 to answer Problems 4 and 5.

4. How many birthdays are in March? _____

5. How many birthdays are in the fifth month of the year? _____

6. Write all the two-digit numbers you can make using the digits 7 and 3. (You may use each digit more than once in a number.)

7. What time is shown on the clock?



The Mystery of the Missing Blue Shoe



Rama was very happy. She had a brand new pair of shoes. Her shoes were blue with silver buckles just like she had wanted. She set the shoes on the floor by the foot of her bed. She could not wait to wear them to school.

The next morning, Rama jumped out of bed. She pulled on her socks and went to get her shoes. The shoe for her left foot was right where she had put it. "Where is my other shoe?" she said. Rama looked under the bed. She found an old boot. She found three socks. She found her dog's toy bone. But there was no blue shoe.

Rama looked all over the bedroom. She couldn't find the missing shoe. "This is a mystery," she said. "Where can that shoe be?"


Rama sat down to think about her problem. Maybe her little sister had taken the shoe. She liked to walk around in Rama's shoes. No, she would have taken two shoes, not one.

Had her brother taken the shoe? No, he stayed at a friend's house last night. He couldn't have taken it.

"What's that mess by the door?" said Rama. She went to see what it was. There were dirty paw prints going out into the hall. "At last, a clue!" shouted Rama. She ran into the backyard and peeked into the doghouse. There was Sofie, and there was the missing blue shoe. The mystery was solved!

Rama took the shoe out of the doghouse. It was dirty and the heel had been chewed on. Rama ran back into the house yelling, "Mom! Look what Sofie did to my shoe!"

Name _____



Questions about *The Mystery of the Missing Blue Shoe*

1. Why was Rama happy at the beginning of the story?

2. What happened to make her unhappy?

3. Where did she look for the blue shoe?

4. Why did Rama know that:

her little sister didn't take the shoe?

her brother didn't take the shoe?

5. What clue led Rama to her shoe?

6. How did she feel when she looked at the shoe?

7. What do you think Rama will do with the shoe?

Think about It

Rama found a boot, three socks, and a dog bone under her bed. On the back of this page, tell what you would find if you looked under your bed.

Name _____



What Does It Mean?

Match each word to its meaning.

- | | |
|------------|---|
| 1. wear | gone or lost |
| 2. missing | a question; something that needs to be solved |
| 3. mystery | to have on as clothing |
| 4. problem | untidy; dirty |
| 5. messy | to find the answer to a problem |
| 6. clue | something that can't be explained; a puzzle |
| 7. solve | a hint that helps solve a mystery |

Find a word in the story that:

1. means **the end of a bed** _____
2. rhymes with **new** _____
3. is the opposite of **left** _____

Two, To, Too

Fill in the missing words.

1. Rama's little sister is _____ years old.
2. Rama has a brother, _____.
3. Sofie took the shoe _____ her doghouse.

Name _____



Spelling oo

Circle the letters that say oo.

shoes

blue

few

school

boot

two

new

who

clue

Fill in the missing letter or letters.



sh____es



b____t



tw_____

They Go Together

1. **glove** is to **hand** as **shoe** is to _____
2. **on** is to **off** as **in** is to _____
3. **milk** is to **drink** as **cookie** is to _____
4. **sky** is to **blue** as **grass** is to _____
5. **bird** is to **fly** as **fish** is to _____
6. **round** is to **shape** as **blue** is to _____
7. **princess** is to **queen** as **prince** is to _____
8. **bat** is to **cave** as **bee** is to _____

Name _____



What Happened Next?

Read, cut, and paste in order.

1.

2.

3.

4.

5.

6.



One of Rama's new blue shoes was missing.

Her brother did not take the shoe.

Rama found the missing shoe in Sofie's doghouse.

Rama got new blue shoes with silver buckles.

Her little sister did not take the shoe.

Rama found a clue. It was a dirty paw print.

Name _____



On My Feet

Make a list of things you can wear on your feet.


_____	_____
_____	_____
_____	_____
_____	_____
_____	_____

Draw:

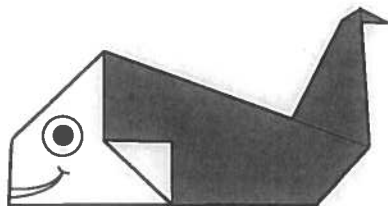
<p>Rama's new shoes</p>	<p>shoes you would like to buy</p>
-------------------------	------------------------------------



Learn to fold *Origami!*

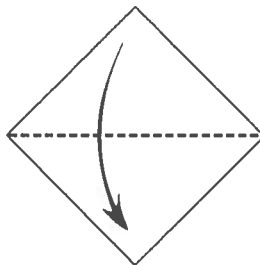


Origami is the art of traditional Japanese paper-folding. It began in China over 1,800 years ago and came to Japan during the 6th century. You can make your own origami! Cut out the square on the next page and follow these directions.

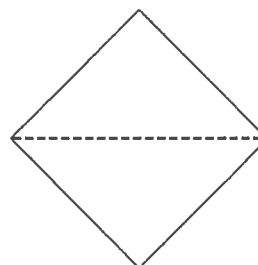


Your finished whale will look like this!

1)

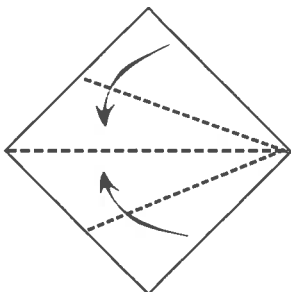


Begin with your paper at an angle, so it looks like a diamond. Fold the top point down to meet the bottom point, then unfold..

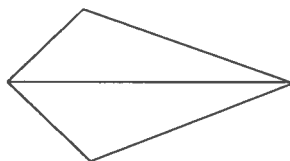


Your paper will have a crease in the middle like this.

2)

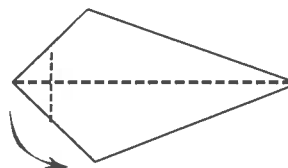


Fold the bottom corner up so that side #1 meets the crease. Then, do the same with side #2.

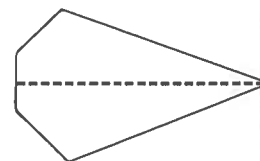


Your paper should now look like this.

3)

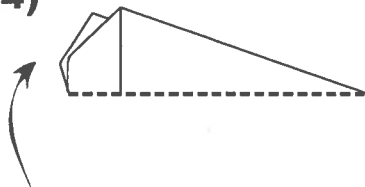


Fold the left corner under about an inch.



Your paper should now look like this.

4)



Fold along the crease so the bottom half meets the top half.



Your paper should now look like this.

5)

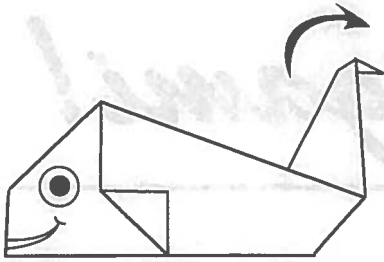


Fold the bottom flap and the right corner up to make the fin and the tail.



Your paper should now look like this.

6)



Fold the top tip back to make the tailfin. Draw a face and your whale is complete!

