

Name _____

Date _____

Franklin Elementary 3rd Grade Virtual Learning Day 4

Verification sheet

*Submit completed verification to your teacher. Please include your daily writing activity.

Activity	Maximum Time	Actual Time Spent	Parent Signature	Teacher Verification
Independent Reading	20 minutes			
Spelling City	15 minutes			
Moby Max Math	30 minutes			
Writing	20 minutes			
Art	20 minutes			
Reading	25 minutes			

Independent Reading: Students must read books for 20 minutes independently.

www.spellingcity.com: Students must spend 15 minutes completing practice activities for the current spelling list, such as hang mouse, spat-n-spell, etc. Alternate activity below for those without internet.

Math – www.mobymax.com: Students must spend 30 minutes completing math lessons. Alternate activity below for those without internet.

Writing: Students will respond to the following writing prompt using the Six Traits of writing. Be sure to answer all four questions and to include a beginning, middle, and end.

Prompt:

Getting lost is sometimes scary, but it can also be an exciting adventure!-especially after you've been found! Write a real or make believe story about a time that you were lost.

- *Who was with you?*
- *Where were you?*
- *How were you found?*

Be sure your story has a beginning, middle, and an end. Write as many descriptive details as you can to make your story interesting.

Reading: Log into www.mobymax.com and click on the "informational" icon. Complete lessons for 25 minutes. Alternate activity below for those without internet.

Alternate Activities If Internet is Unavailable

Spelling: Write your spelling words 1 time in your favorite color.

Math: Complete Guided Class Practice 12A & 12B.

Reading: Read "Forgetting the Words" and complete attached activities.

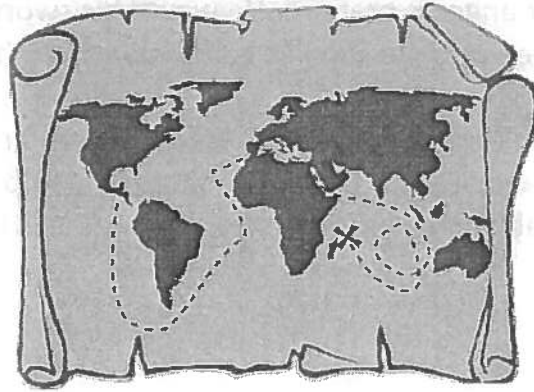
Specials: PE - See Attached

Alternative math
do 12 A + B.

Spelling - Write each
word in your favorite
color.

Forgetting the Words

By W.M. Akers



Andy is frightened when he sees the pirates. They have eye patches and big swords, and they do not look happy to see him. But the pirates are not why Andy feels scared. The pirates are supposed to be there, because Andy is starring in the school play. He had been excited when Mrs. Roberts, his teacher, chose him to star in *Treasure Island*. The play is based on a famous novel by Robert Louis Stevenson, and it is one of Andy's favorites. He has been looking forward to this for weeks. But now that he's up on stage, with his family and friends watching from the audience, something terrible has happened. Andy does not remember what he's supposed to say.

It's the big scene at the end of the play, when Andy fights the pirates. When they were practicing the play, this was his favorite scene, because he got to run and jump and fight with his sword. Andy loves pretending to be a pirate. He and his friends spend every recess imagining the jungle gym is a ship. They run back and forth across it, having sword fights and yelling about buried treasure. Sometimes they jump off the side and pretend to be eaten by sharks. During recess, they pretend to fight with swords, and hold them like pirates.

But before the fight can happen, there's something Andy has to say to Long John Silver, the leader of the pirates. No matter how hard he tries, he can't remember his line.

Is he supposed to say, "This is the end for you, Long John Silver!"? Is he supposed to say, "Get your hands off my treasure!"? Maybe he's supposed to say, "en garde!" That's what people say in pirate movies. But Andy doesn't want to just make up the words. If he says something wrong, he might confuse the other actors. He might get in trouble.

Andy's mother was very proud of him when he got picked to star in the play. He can't see her in the audience, but he knows she's out there somewhere, waiting for his big scene. Andy is worried about letting her down. The other actors are waiting for him to say something. They look angry. He isn't sure if their anger is pretend. He waves his sword at them, but they don't do anything. Nothing can happen until he says his line. Andy is beginning to sweat.

From somewhere out in the audience, he hears a voice yell, "Get 'em, Andy!" It's his mom! Suddenly, Andy knows just what he has to do. He still can't remember his line, but it doesn't matter. Andy raises his sword above his head and roars like a lion. He runs at the pirates, and they begin to fight.

Name: _____ Date: _____

1. How is Andy involved in the school play?

- A Andy is watching his friends act in the play.
- B Andy is starring in the school play.
- C Andy is writing the play.
- D Andy is directing the play.

2. What problem does Andy have when he stands up to perform?

- A He cannot remember his lines.
- B He says the wrong word.
- C He moves to the wrong spot.
- D He speaks too fast.

3. Read the following sentences: "From somewhere out in the audience, he hears a voice yell, 'Get 'em, Andy!' It's his mom! Suddenly, Andy knows just what he has to do."

Based on this evidence, Andy's mom can best be described as

- A playful
- B angry
- C annoying
- D supportive

4. Which sentence provides a clue that Andy is no longer frightened by being on stage in the play?

- A "Andy is worried about letting her down."
- B "He has been looking forward to this for weeks."
- C "He still can't remember his line, but it doesn't matter."
- D "Andy loves pretending to be a pirate."

5. The main idea of this story is that

- A Andy is not able to perform in the play because he is so nervous
- B Andy is able to get over his nerves and feel confident with encouragement
- C Andy says the wrong thing, his mother sees, and the whole play is ruined
- D People sometimes do not know what to do when on stage and don't say anything

6. Read the following sentence from the story: "Andy raises his sword above his head and roars like a lion."

The author uses the phrase "roars like a lion" to describe how Andy

- A yells loudly
- B speaks quietly
- C pretends to be a lion
- D talks normally

7. Choose the answer that best completes the sentence below.

Andy had been looking forward to starring in the play for weeks _____ didn't remember what he was supposed to say when he was up on stage.

- A because
- B for example
- C so
- D but

8. Andy benefits from his mother being in the audience.

Use evidence from the text to support this conclusion.

9. Why did Andy enjoy practicing the last scene of the play?

10. Based on the events of this story, explain what lessons Andy might have learned, and whether he would be willing to be in another play later on?

Name _____

Guided Class Practice 12A

Date _____

Math 3 (for use with Lesson 12)

Draw a 5-inch line segment.

1. Russtine has 2 dogs and a cat. Her friend Maura has 3 dogs and 5 cats. Draw a picture and write a number sentence to show the number of dogs the two girls have.




Number sentence _____


How many dogs do the two girls have altogether? _____

2. Draw lines to show different ways to divide these squares into equal pieces.

2 equal pieces




4 equal pieces



3. Measure the length and width of the rectangle to the nearest inch.

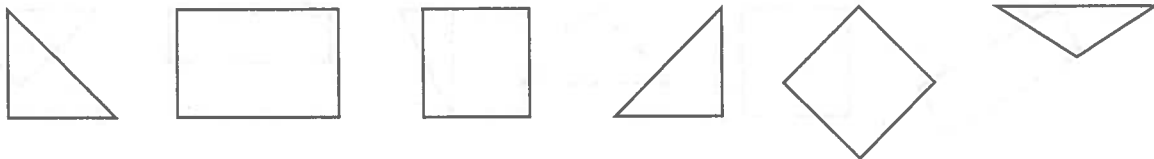
length = _____

width = _____



4. Write three even numbers that are between 30 and 40. _____

5. Draw lines to connect the congruent shapes.



6. Complete the number pattern and write the rule.

_____, _____, _____, 74, 73, 72, _____, _____, _____ Rule: _____

Name _____

Homework 12B

Date _____

Math 3 (for use with Lesson 12)

1. Matthew has 2 dogs and 3 cats. His friend David has 1 dog and 4 cats. Draw a picture and write a number sentence to show the number of cats the two boys have.



Number sentence _____


How many cats do the two boys have altogether? _____

2. Draw lines to show different ways to divide these squares into equal pieces.

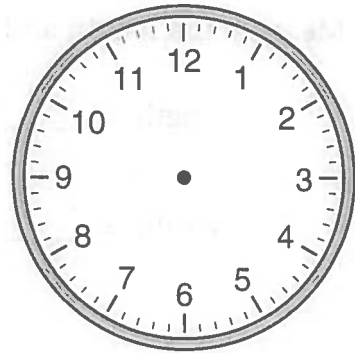
4 equal pieces



2 equal pieces

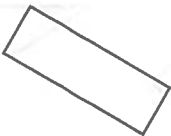


3. Show four-thirty on the clocks.



4. Write three odd numbers that are between 30 and 40.

5. Draw lines to connect the congruent shapes.



6. Complete the number pattern and write the rule.

_____, _____, _____, 37, 38, 39, _____, _____, _____ Rule: _____

Franklin Elementary Physical Education

3rd Grade Virtual Learning Activities

In order for the student to receive their E- Learning Credit for Physical Education, they will need to complete the log for the time slots that are provided. The list of exercises is something they should all do, after that there are options for each one to choose from. Make sure a parent documents and signs the time log. All of these exercises are concepts we use every day in class so the students will be familiar with them.

1. 25 Jumping Jacks
2. 20 Forward Arm Circles
3. 20 Backward Arm Circles
4. 20 Toe Touches
5. 15 Push Ups
6. 25 Sit Ups
7. 100 Jump Ropes (If jump rope available)
8. Running in place (Students can set their own time.)

Students should repeat this list of exercises 2 times.

Students are going to be “Creating a Game”. They are to come up with a name of the game, objectives of the game, rules of the game, list equipment of the game, and draw a picture of the students playing the game on the back. Below is an outline of what the front page should look like.

Name of the Game

Objectives of the Game (Why they think we should play this game. It should be about 3-4 sentences).

Rules of the Game (This is how you play the game. This does not need to be very detailed. Basic Rules of the game.

Equipment (This should be a listing of all the equipment needed to play the game).

On the back have the students draw a vague picture of the class playing the game.