

Student Name: _____ Teacher _____

Franklin Elementary 5th Grade eLearning Day 5
Verification Sheet

*Submit completed verification to your teacher. Please include your daily writing activity.

Activity	Maximum Time	Actual Time Spent	Parent Signature	Teacher Verification
Independent Reading	20 minutes			
Spelling City	15 minutes			
Math iXL	30 minutes			
Writing	40 minutes			
Free Choice Special	20 minutes			
Reading	25 minutes			

Independent Reading: Students must read books for 20 minutes independently. Fill out Reading Response Map and return.

Spelling City: Students must spend 15 minutes complete practice activities for the current spelling list. Such as crossword, word search, which word, hang mouse, spat-n-spell, etc. *Alternate activity below for those without internet.*

Math iXL: Students will log into the iXL website and must spend 30 minutes completing math lessons. *Alternate activity below for those without internet.*

Writing: Students will respond to the following writing prompt. Make sure to include an introductory paragraph, 3 body paragraphs, and a conclusion paragraph. This essay can be typed and emailed to your teacher. Remember to proof read your work

Prompt:

School has been canceled! Write an essay comparing and contrasting how a student in Indiana would spend their day off to that of how a student in Hawaii might spend their day off. Using a Venn Diagram in the prewriting process can help you.

Reading: Students will log into this website <http://www.logan.lib.in.us/index.php/kids/> Students will select the top Tumblebook icon on this page. Select a book on your reading level. Read/listen to the book and complete any activities that go along with that book. Do this for at least 25 minutes. Keep track of what you have read because many of these books have AR quizzes that you can take when we get back to school. *Alternate activity below for those without internet.*

Free Choice Special: Students will pick an activity from any special and complete it.

Alternate Activities If Internet Is Unavailable

Spelling: Students will put this week's words in alphabetical order.

Math: Students will complete double digit multiplication and division worksheet.

Reading: Students will complete Comprehension: Leopards & Chocolate Chunk Cookies worksheet and Verbs Worksheet

Reading Response Map

Plot

What events have just occurred?



Summary

What's happening in the book right now?

Setting

This includes where, when, and a description.

Title: _____

Author: _____

Genre: _____

Pages: _____

Characters

Identify the names and traits of characters.

Conflict

What is the conflict or problem?

Solution

How was the conflict or problem resolved?

Main Idea

Identify the main idea, message, or theme.

Questions

What do you need explained or clarified?

Observations

What new information have you learned?

Reactions

What emotions were felt as a reader?

Sequencing: Chocolate Chunk Cookies

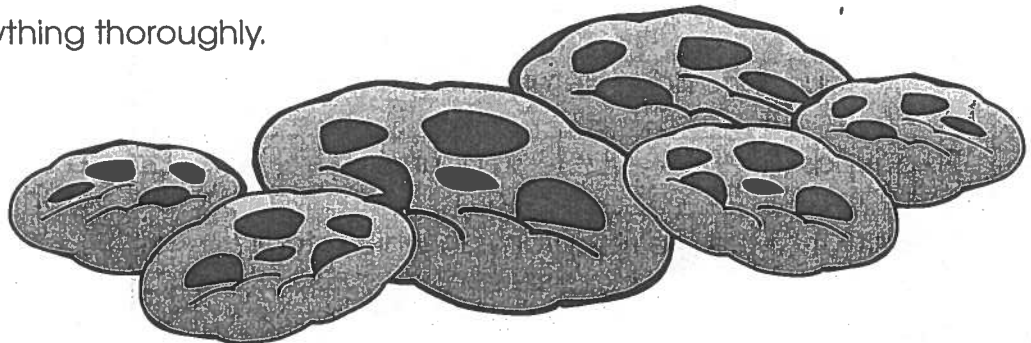
These chocolate chunk cookies require only five ingredients. Before you combine them, preheat the oven to 350 degrees. Preheating the oven to the correct temperature is always step number one in baking.

Now, into a large mixing bowl, empty an $18\frac{1}{4}$ -ounce package of chocolate fudge cake mix (any brand). Add a 10-ounce package of semi-sweet chocolate, broken into small pieces, two $5\frac{1}{8}$ -ounce packages of chocolate fudge pudding mix (any brand) and $1\frac{1}{2}$ cups chopped walnuts.

Use a large wooden spoon to combine the ingredients. When they are well-mixed, add $1\frac{1}{2}$ cups mayonnaise and stir thoroughly. Shape the dough into small balls and place the balls 2 inches apart on an ungreased cookie sheet. Bake 12 minutes. Cool and eat!

Directions: Number in correct order the steps for making chocolate chunk cookies.

- _____ Place $1\frac{1}{2}$ cups of mayonnaise in the bowl.
- _____ Shape dough into small balls and place them on a cookie sheet.
- _____ Empty the package of chocolate fudge cake mix into the bowl.
- _____ Bake the dough for 12 minutes.
- _____ Place two $5\frac{1}{8}$ -ounce packages of chocolate fudge pudding in the bowl.
- _____ Put $1\frac{1}{2}$ cups chopped walnuts in the bowl.
- _____ Preheat the oven to 350 degrees.
- _____ Place the 10-ounce package of semi-sweet chocolate pieces in the bowl.
- _____ Stir everything thoroughly.




Comprehension: Leopards

The leopard is a talented nocturnal hunter and can see very well in the dark. Because of its excellent climbing ability, the leopard is able to stalk and kill monkeys and baboons. Leopards are also known to consume mice, porcupines and fruit.

Although the true leopard is characterized by a light beige coat with black spots, some leopards can be entirely black. These leopards are called black panthers. Many people refer to other cat species as leopards. Cheetahs are sometimes referred to as hunting leopards. The clouded leopard lives in southeastern Asia and has a grayish spotted coat. The snow leopard, which has a white coat, lives in Central Asia. A leopard's spots help to camouflage (cam-o-floj) it as it hunts.

True leopards can grow to over 6 feet long, not including their 3-foot-long tail. Leopards can be found in Africa and Asia.



Directions: Use context clues for these definitions.

1. consume: _____

2. ability: _____

3. nocturnal: _____

Directions: Answer these questions about leopards.

4. List three differences between the leopard and the jaguar.

5. What makes a leopard able to hunt monkeys and baboons?

Verbs in Action

Verbs tell what something is doing. Verbs that show action are called **action verbs**.

Suzy hit the ball.

Mendel ate the sushi.

The kangaroo jumps high.



Choose a verb from the Action Verb Pool to complete each sentence. Every sentence should make sense.



1. My computer _____ again.
2. The deer _____ through the forest.
3. Her old truck _____ down the street.
4. Let's _____ to Queen Lilliputz.
5. Please _____ on tight!
6. Sometimes I _____ too much.
7. Goldfish _____ in the bowl.
8. Wilma _____ like a canary.
9. We _____ my bedroom purple.
10. Barney _____ good stories.

Action Verb Pool

wave	writes
hold	ran
painted	sings
chugged	talk
crashed	swim

Amazing Action Verbs



Make your verbs exciting! Use a thesaurus.

Complete each sentence with an amazing action verb.

- 1 I _____ through the air.
- 2 Nick _____ the building.
- 3 Sophie _____ through the forest.
- 4 We never _____ unless we ask first.
- 5 They always _____ before dinner.
- 6 I have been _____ for a long time.

Multiplication

Multiplication is a process of quick addition of a number a certain number of times.

Example: $3 \times 15 = 45$ is the same as adding $15 + 15 + 15 = 45$
 15 three times.

Directions: Multiply.

$$\begin{array}{r} 32 \\ \times 3 \\ \hline \end{array}$$

$$\begin{array}{r} 48 \\ \times 7 \\ \hline \end{array}$$

$$\begin{array}{r} 26 \\ \times 5 \\ \hline \end{array}$$

$$\begin{array}{r} 19 \\ \times 6 \\ \hline \end{array}$$

$$\begin{array}{r} 63 \\ \times 2 \\ \hline \end{array}$$

$$\begin{array}{r} 251 \\ \times 4 \\ \hline \end{array}$$

$$\begin{array}{r} 523 \\ \times 8 \\ \hline \end{array}$$

$$\begin{array}{r} 915 \\ \times 3 \\ \hline \end{array}$$

$$\begin{array}{r} 431 \\ \times 7 \\ \hline \end{array}$$

$$\begin{array}{r} 275 \\ \times 3 \\ \hline \end{array}$$

$$\begin{array}{r} 412 \\ \times 21 \\ \hline \end{array}$$

$$\begin{array}{r} 643 \\ \times 17 \\ \hline \end{array}$$

$$\begin{array}{r} 526 \\ \times 22 \\ \hline \end{array}$$

$$\begin{array}{r} 742 \\ \times 35 \\ \hline \end{array}$$

$$\begin{array}{r} 256 \\ \times 74 \\ \hline \end{array}$$

$$\begin{array}{r} 874 \\ \times 15 \\ \hline \end{array}$$

$$\begin{array}{r} 372 \\ \times 45 \\ \hline \end{array}$$

$$\begin{array}{r} 951 \\ \times 34 \\ \hline \end{array}$$




Cathy is on the cross country team. She runs 3 miles every day except on her birthday. How many miles does she run each year?

Division

The remainder in a division problem must always be less than the divisor.

Example:

$$\begin{array}{r}
 244 \text{ r } 23 \\
 26 \overline{) 6,367} \\
 \underline{52} \\
 116 \\
 \underline{104} \\
 127 \\
 \underline{104} \\
 23
 \end{array}$$



Directions: Divide.

$53 \overline{) 1,220}$

$37 \overline{) 1,528}$

$83 \overline{) 6,270}$

$26 \overline{) 3,618}$

$14 \overline{) 389}$

$29 \overline{) 2,645}$

$60 \overline{) 8,010}$

$57 \overline{) 5,406}$

$35 \overline{) 2,546}$

$43 \overline{) 492}$

$83 \overline{) 4,608}$

$19 \overline{) 185}$

The Oregon Trail is 2,197 miles long. How long would it take a covered wagon traveling 20 miles a day to complete the trip?

Franklin Elementary Physical Education

5th Grade Virtual Learning Activities

In order for the student to receive their E- Learning Credit for Physical Education, they will need to complete the log for the time slots that are provided. The list of exercises is something they should all do, after that there are options for each one to choose from. Make sure a parent documents and signs the time log. All of these exercises are concepts we use every day in class so the students will be familiar with them.

1. 25 Jumping Jacks
2. 20 Forward Arm Circles
3. 20 Backward Arm Circles
4. 20 Toe Touches
5. 15 Push Ups
6. 25 Sit Ups
7. 100 Jump Ropes (If jump rope available)
8. Running in place (Students can set their own time.)

Students should repeat this list of exercises 2 times.

Students are going to be “Creating a Game”. They are to come up with a name of the game, objectives of the game, rules of the game, list equipment of the game, and draw a picture of the students playing the game on the back. Below is an outline of what the front page should look like.

Name of the Game

Objectives of the Game (Why they think we should play this game. It should be about 3-4 sentences).

Rules of the Game (This is how you play the game. This does not need to be very detailed. Basic Rules of the game.

Equipment (This should be a listing of all the equipment needed to play the game).

On the back have the students draw a vague picture of the class playing the game.



Music Virtual Learning Day #5 Grades 3-5

University of Michigan School of Music

Greetings, future music stars! Sadly, we will not be seeing each other today due to school not being in session. (I have a sad face right now since I won't get to see you today) ☹. This is the 5th Virtual Learning Day this year. Are you enjoying them? I hope so! Today we set out on yet another musical tour! Today you will learn about one of the best musical theatre colleges in the country!

So..... on to the University of Michigan School of Music! The school of music widely considered to have the very best musical theatre and classical saxophone programs, this institution, famously noted for graduating the likes of Madonna, Darren Criss (from Glee!), and Iggy Pop, consistently sends students to lucrative positions in the top Broadway stages and professional symphonies throughout the globe. Additionally, the school also hosts the most popular cello teacher in the nation, Richard Aaron, who is noted for having students almost every year advance to positions in the top-paying symphonic orchestras in the entire world.

Other notable faculty members include the Grammy-Award winning composer Michael Daugherty, who became an internationally known composer in the late 1980s with the premiere of his "Metropolis Symphony," as well as recently appointed saxophone professor Timothy McAllister, a man who has held a dramatic influence over the state of classical saxophone in the last 10 years.

Outside of classical music performance, the school also boasts a state-of-the-art music production facility.

A selective institution with a strong background in both music and traditional academics, as well as an intelligent, liberal arts community in Ann Arbor, MI, this school is the creme de la creme of state-sponsored music schools.

3rd-5th grade students, use this link, <http://www.music.umich.edu/about/aboutUsIndexPage.htm>

- Spend 10 minutes reading about the music programs/theatre programs at this amazing University. Should you choose this University as your college choice, don't forget about your crazy music teacher when you make it to super stardom (I get front row tickets to your performances)!! 😊
- If you would rather watch a video on the University of Michigan School of Music, watch this link, <https://www.youtube.com/watch?v=ca6pd3w6uaw>

3rd-5th grade students, use this link, <https://www.youtube.com/watch?v=0XT6z3dnORw>

- Watch the above music video. You will be watching the University of Michigan School of Music performing Gershwin's Rhapsody in Blue. Super cool!!
- After the completion of the video, click the thumbs up button if you liked it, click the thumbs down button if you did not enjoy this musical selection.
- Post your "review" in the comments section beneath the video.
- If you do not wish to post your review via the internet, you can choose to turn in your review by completing the music review questions on the next page, according to your grade level.

If you do not have access to the internet, then do this.....

- Listen to 2 contrasting styles of music (i.e. country music vs. rock and roll)
- After you have listened to both selections, complete the music review questions on the next page according to your grade level.

Music Review Questions 3rd-5th grades

1. List 3 things that you liked about this musical selection:

A. _____

B. _____

C. _____

2. Would you be interested in listening to similar selections in the future? Explain in 3-4 sentences why or why not.

3. What have you enjoyed the most in music class so far this year?

Name: _____

Classroom Teacher: _____

Grade Level: _____

Library Virtual Learning Days

Pick one

(library day)

1. Typing

-15 minutes of typing. You may use BBC typing, typing web or any typing app/site you have available.

2. Reading

-20 Minutes of reading

-you may check to see if your book has an AR quiz available at this site <http://www.arbookfind.com/UserType.aspx>

3. Take quizzes at this site

<https://hosted137.renlearn.com/121536/default.aspx>

4. Reading comprehension passages

-Scroll to 5th grade and read a passage and answer the questions at the following site:

<http://mrnussbaum.com/readingpassageindex/>

If you have no internet at home please read a chapter book, magazine, newspaper or picture book for at least 20 minutes.

1. Fill out the attached slip and return it to Mrs. Crozier.

Snow day 5 (optional library day)

1. Pick a different activity from above that you did not complete.

If you are having trouble logging into any of the sites, please email Mrs. Crozier at

crozierm@lsc.k12.in.us

Virtual Learning Reading Summary

Student Name _____ **Classroom teacher** _____

Time I started reading: _____

Title of book: _____

Starting page _____

Time I finished _____

Ending page _____

Author _____

Summary of what I read:
