

Name \_\_\_\_\_ Teacher \_\_\_\_\_

Franklin Elementary  
Kindergarten Virtual Learning Day 2  
Verification Sheet

\*Submit completed verification sheet to your teacher. Please include any paper activities completed.

PLEASE NOTE: Your child has to complete the website activity OR the worksheet provided for language arts and math. You DO NOT need to do both. Please sign for all activities completed.

Activity	Time Allotted	Parent Signature	Teacher Verification
Independent Reading	20 minutes		
abcya.com OR Language Arts WS	20 minutes		
Moby Max Math OR Math WS	20 minutes		
Writing	20 minutes		
Specials- Art, Gym, Library, Computer, or Music	15 minutes		
Sight Words	10 minutes		

**Independent Reading:** Students must read books for 20 minutes independently or with an adult.

**abcya.com:** Students must spend 20 minutes completing language arts practice activities on abcya.com. If you do not have internet access, please complete the attached language arts worksheet(s): Read, Trace, Write! and Finding Letters.

**Moby Max Math:** Students must spend 20 minutes completing math lessons on mobymax.com. Login instructions are in child's folder. If you do not have internet access, please complete the attached math worksheet(s): matching sets of objects to a number.

**Writing:** Students will complete the attached writing prompt.

**Specials:** Please complete the attached project for the specials class.

*Library*

**Sight Words:** Students will spend 10 minutes reviewing the sight words.

# Read, Trace, Write!

Name: \_\_\_\_\_

Read the sight words, trace the sight words, and write the sight words on the lines.

Read It!	Trace It!	Write It!
me	me	
to	to	
can	can	
see	see	
the	the	

Name: \_\_\_\_\_

# FINDING LETTERS

Color the letters on the notebook paper that matches the letter that you see on the pencil.

A pencil with the letter 'p' on its side is positioned diagonally. To its right is a grid of notebook paper with three columns and two rows. The letters in the grid are: Row 1: x, p, p; Row 2: a, p, v.

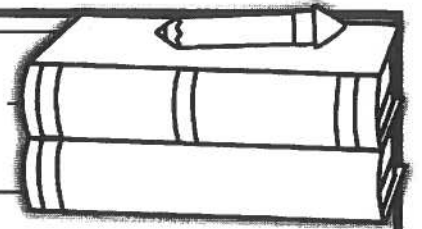
A pencil with the letter 'a' on its side is positioned diagonally. To its right is a grid of notebook paper with three columns and two rows. The letters in the grid are: Row 1: a, n, e; Row 2: a, b, a.

A pencil with the letter 'm' on its side is positioned diagonally. To its right is a grid of notebook paper with three columns and two rows. The letters in the grid are: Row 1: m, o, f; Row 2: m, k, m.






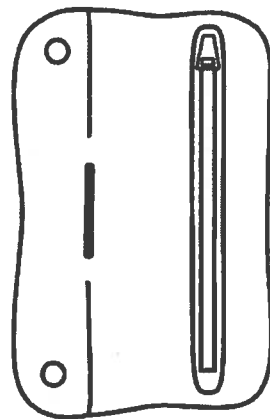




A pencil with the letter 't' on its side is positioned diagonally. To its right is a grid of notebook paper with three columns and two rows. The letters in the grid are: Row 1: t, n, t; Row 2: u, i, t.

A pencil with the letter 'r' on its side is positioned diagonally. To its right is a grid of notebook paper with three columns and two rows. The letters in the grid are: Row 1: w, r, d; Row 2: r, r, l.

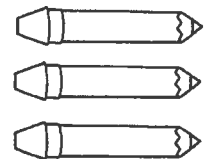

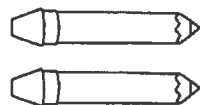

Name: \_\_\_\_\_



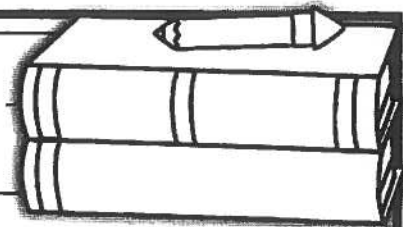
Directions: Cut out the matching set for each number.





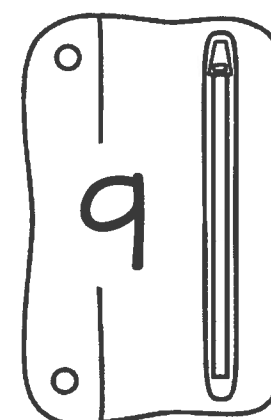





©Tara West




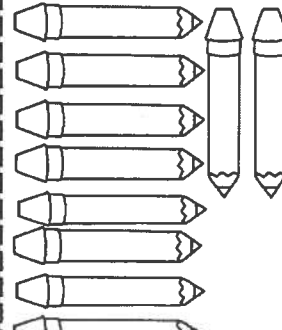
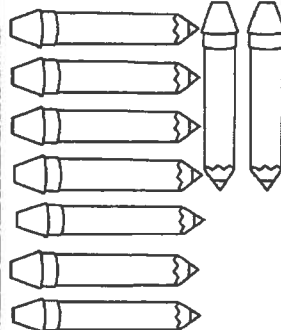
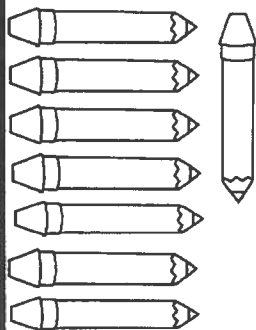

Name: \_\_\_\_\_



Directions: Cut out the matching set for each number.



©Tara West




Writing Prompt

Date:

Name: \_\_\_\_\_

Draw/write about your favorite summer activity.



## Library Virtual Learning Days

**Pick one**

**(library day)**

**1. Typing**

**-15 minutes of typing. You may use BBC typing, typing web or any typing app/site you have available.**

**2. Reading**

**-20 Minutes of reading**

**-you may check to see if your book has an AR quiz available at this site <http://www.arbookfind.com/UserType.aspx>**

**3. Take quizzes at this site**

**<https://hosted137.renlearn.com/121536/default.aspx>**

**4. Reading comprehension passages**

**-Scroll to 5<sup>th</sup> grade and read a passage and answer the questions at the following site:**

**<http://mrnussbaum.com/readingpassageindex/>**

**If you have no internet at home please read a chapter book, magazine, newspaper or picture book for at least 20 minutes.**

**1. Fill out the attached slip and return it to Mrs. Crozier.**

**Snow day 5 (optional library day)**

**1. Pick a different activity from above that you did not complete.**

**If you are having trouble logging into any of the sites, please email Mrs. Crozier at**

**[crozierm@lsc.k12.in.us](mailto:crozierm@lsc.k12.in.us)**

## Virtual Learning Reading Summary

**Student Name** \_\_\_\_\_ **Classroom teacher** \_\_\_\_\_

**Time I started reading:** \_\_\_\_\_

**Title of book:** \_\_\_\_\_

**Starting page** \_\_\_\_\_

**Time I finished** \_\_\_\_\_

**Ending page** \_\_\_\_\_

**Author** \_\_\_\_\_

**Summary of what I read:**

---

---

---

---

---

---

---

---

---

---



# Kindergarten Sight Words

## 1<sup>st</sup> Nine Weeks

a	my	see	the	I
look	this	is	like	red
blue	yellow	orange	green	purple
black	brown	pink	can	go

## 2<sup>nd</sup> Nine Weeks

and	for	here	said	you
what	zero	one	two	three
four	five	six	seven	eight
nine	ten	love	if	in

## 3<sup>rd</sup> Nine Weeks

to	do	me	we	have
he	she	come	with	good
they	are	from	no	yes
gray	white	up	down	was

## 4<sup>th</sup> Nine Weeks

want	some	little	play	there
find	give	that	how	now
not	put	all	who	where
your	by	big	has	friend