

Name _____ Teacher _____

Franklin Elementary
Kindergarten Virtual Learning Day 3
Verification Sheet

*Submit completed verification sheet to your teacher. Please include any paper activities completed.

PLEASE NOTE: Your child has to complete the website activity OR the worksheet provided for language arts and math. You DO NOT need to do both. Please sign for all activities completed.

Activity	Time Allotted	Parent Signature	Teacher Verification
Independent Reading	20 minutes		
abcya.com OR Language Arts WS	20 minutes		
Moby Max Math OR Math WS	20 minutes		
Writing	20 minutes		
Specials- Art, Gym, Library, Computer, or Music	15 minutes		
Sight Words	10 minutes		

Independent Reading: Students must read books for 20 minutes independently or with an adult.

starfall.com: Students must spend 20 minutes completing language arts practice activities on abcya.com. If you do not have internet access, please complete the attached language arts worksheet(s): Building Sight Words, and Matching Beginning Sounds.

abcya.com: Students must spend 20 minutes completing math lessons on abcya.com. If you do not have internet access, please complete the attached math worksheet(s): Find the Numbers, and Finding Groups.

Writing: Students will complete the attached writing prompt.




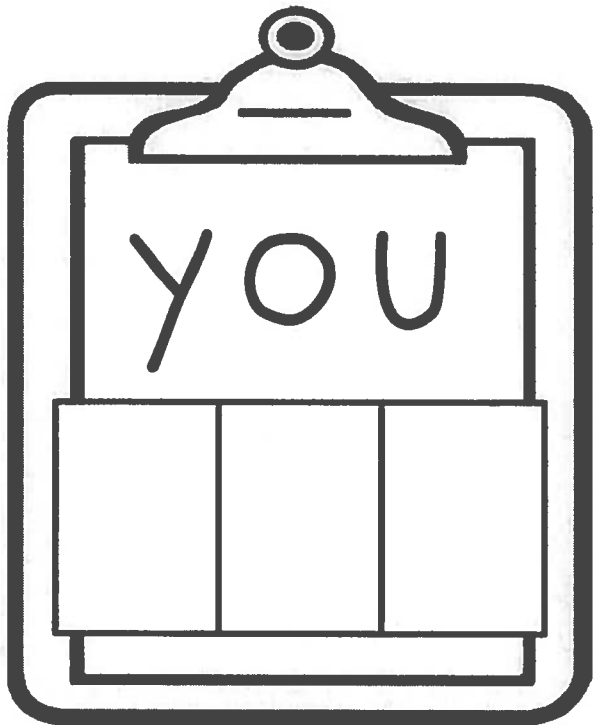
Specials: Please complete the attached project for the specials class.

Sight Words: Students will spend 10 minutes reviewing the sight words.

Building Sight Words

Cut and glue the letters to build the sight words on the clipboards.

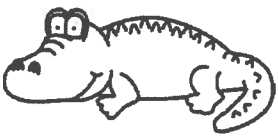

Name: _____



Name: _____

Matching Beginning Sounds

Draw a line from each picture to the letter that matches its beginning sound.






j

d

r

t

a



s

u

p

h

o

Name: _____

Finding Groups!

Color the apples that show groups of the number that the kid is holding.

Row 1: A boy holding a sign with the number 4. Four apples are shown: the first has a ten-frame with 1 dot; the second has a ten-frame with 4 dots; the third has 4 dots; the fourth has 4 squares.

Row 2: A girl holding a sign with the number 2. Four apples are shown: the first has 3 triangles; the second has 2 dots; the third has 2 squares; the fourth has a ten-frame with 2 dots.

Row 3: A boy with glasses holding a sign with the number 5. Four apples are shown: the first has 5 dots; the second has 4 triangles; the third has a ten-frame with 5 dots; the fourth has 5 squares.

Row 4: A girl holding a sign with the number 3. Four apples are shown: the first has a ten-frame with 3 dots; the second has 3 squares; the third has a ten-frame with 8 dots; the fourth has 3 dots.

Writing Prompt

Let's Read and Write!

Name: _____

Read the sentence

I can see me.

Trace the sentence

I can see me.

Write the sentence

Build the sentence

--	--	--	--

Draw a picture of yourself

can me.

I

see

Kindergarten Sight Words

1st Nine Weeks

a	my	see	the	I
look	this	is	like	red
blue	yellow	orange	green	purple
black	brown	pink	can	go

2nd Nine Weeks

and	for	here	said	you
what	zero	one	two	three
four	five	six	seven	eight
nine	ten	love	if	in

3rd Nine Weeks

to	do	me	we	have
he	she	come	with	good
they	are	from	no	yes
gray	white	up	down	was

4th Nine Weeks

want	some	little	play	there
find	give	that	how	now
not	put	all	who	where
your	by	big	has	friend

Kindergarten Sight Words

1st Nine Weeks

a	my	see	the	I
look	this	is	like	red
blue	yellow	orange	green	purple
black	brown	pink	can	go

2nd Nine Weeks

and	for	here	said	you
what	zero	one	two	three
four	five	six	seven	eight
nine	ten	love	if	in

3rd Nine Weeks

to	do	me	we	have
he	she	come	with	good
they	are	from	no	yes
gray	white	up	down	was

4th Nine Weeks

want	some	little	play	there
find	give	that	how	now
not	put	all	who	where
your	by	big	has	friend



Music Virtual Learning Day #3 Grades K-2nd

Eastman School of Music

Greetings, future music stars! Sadly, we will not be seeing each other today due to school not being in session. Bummer, huh? I know! I will miss you, too! However, we get to take an exciting journey to Eastman School of Music today! This is where MY music professor graduated from and he was outstanding! Hope you enjoy your visit today!

K-2nd grade students, use this link, <https://www.youtube.com/watch?v=XxIFrAuPvYc>

- Watch the above music video. You will be watching the Eastman School of Music Orchestra performing Saint-Saens Violin Concerto No. 3, 1st movement. Ji-Yeon Lee, a sophomore at ESM will be the violin soloist on this piece. She is top-notch!!
- Remember or jot down some questions you have about the video. We will have a brief discussion about the video and answer any questions you may have had.
- Enjoy the rest of your day and see you soon!!

If you do not have access to the internet, then do this.....

- Listen to 2 contrasting styles of music (i.e. country music vs. rock and roll)
- After you have listened to both selections, complete the music review questions on the next page according to your grade level.

Music Review Questions K-2nd grade

1. On a scale of 1 to 10 (1 being awful; 10 being extraordinary) what number on the grading scale would you give this piece? (circle one)

1 2 3 4 5 6 7 8 9 10

2. How did this piece of music make you feel? (circle one)

😊 or ☹️

3. In the remaining space, draw a picture of you singing or playing a musical instrument.