

Name \_\_\_\_\_ Teacher \_\_\_\_\_

Franklin Elementary  
Kindergarten Virtual Learning Day 4  
Verification Sheet

\*Submit completed verification sheet to your teacher. Please include any paper activities completed.

PLEASE NOTE: Your child has to complete the website activity OR the worksheet provided for language arts and math. You DO NOT need to do both. Please sign for all activities completed.

Activity	Time Allotted	Parent Signature	Teacher Verification
Independent Reading	20 minutes		
abcya.com OR Language Arts WS	20 minutes		
Moby Max Math OR Math WS	20 minutes		
Writing	20 minutes		
Specials- Art, Gym, Library, Computer, or Music	15 minutes		
Sight Words	10 minutes		

**Independent Reading:** Students must read books for 20 minutes independently or with an adult.

**abcya.com:** Students must spend 20 minutes completing language arts practice activities on abcya.com. If you do not have internet access, please complete the attached language arts worksheet(s): Write matching lowercase letters.


**Moby Max Math:** Students must spend 20 minutes completing math lessons on mobymax.com. Login instructions are in child's folder. If you do not have internet access, please complete the attached math worksheet(s): Color by Number, and Numbers, Numbers, Numbers.

**Writing:** Students will complete the attached writing prompt.


**Specials:** Please complete the attached project for the specials class.

**Sight Words:** Students will spend 10 minutes reviewing the sight words.

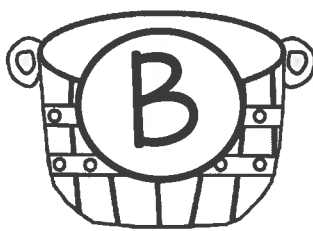
Name: \_\_\_\_\_




Directions: Write the matching lowercase letter.



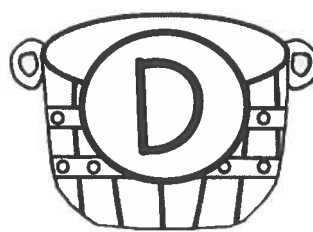
\_\_\_\_\_




\_\_\_\_\_




\_\_\_\_\_




\_\_\_\_\_



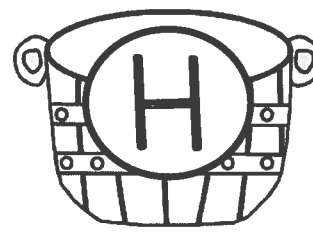
\_\_\_\_\_




\_\_\_\_\_



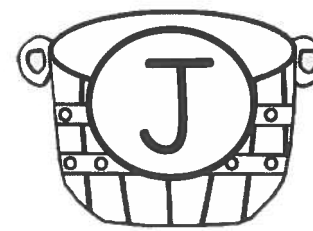
\_\_\_\_\_




\_\_\_\_\_




\_\_\_\_\_



\_\_\_\_\_




\_\_\_\_\_




\_\_\_\_\_


Name: \_\_\_\_\_



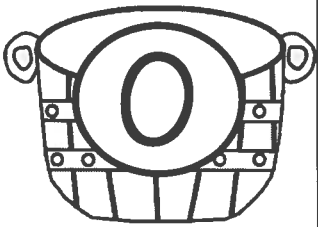
Directions: Write the matching lowercase letter.




\_\_\_\_\_




\_\_\_\_\_



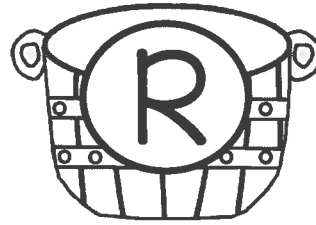
\_\_\_\_\_




\_\_\_\_\_



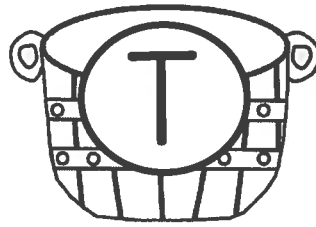
\_\_\_\_\_




\_\_\_\_\_



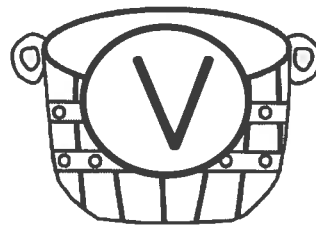
\_\_\_\_\_



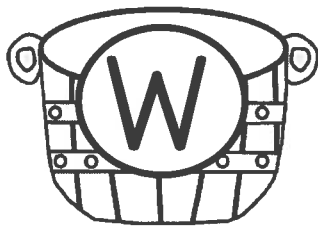
\_\_\_\_\_




\_\_\_\_\_




\_\_\_\_\_



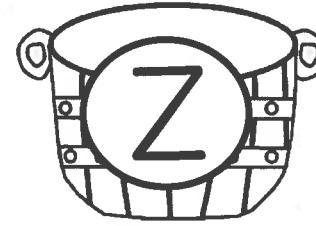
\_\_\_\_\_



\_\_\_\_\_



\_\_\_\_\_



\_\_\_\_\_


Name: \_\_\_\_\_

## Color by Number

Use the color code to color each crayon and parts of the crayon box.

### Color Code:

- 1 = blue
- 2 = red
- 3 = green
- 4 = yellow
- 5 = orange
- 6 = purple

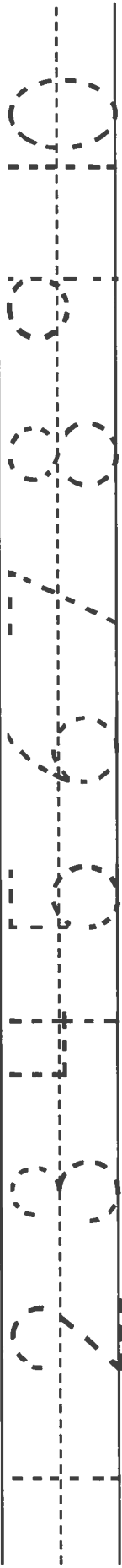


# Numbers, Numbers, Numbers!

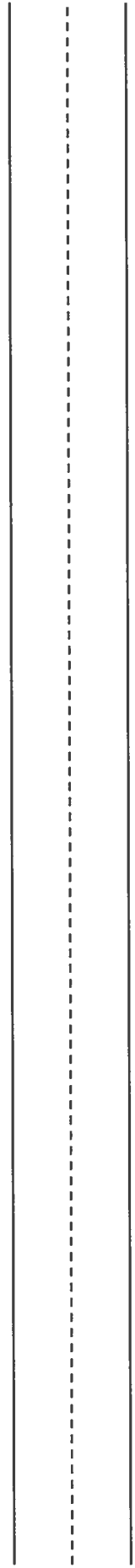
Name: \_\_\_\_\_

Read the directions in each box to complete the number activities.

Trace the numbers 1-10.




Write the numbers 1-10.



Write the missing numbers.




Cut and glue the missing numbers.



Name: \_\_\_\_\_

Date:

Draw/write about your favorite food.



# Kindergarten Sight Words

## 1<sup>st</sup> Nine Weeks

a	my	see	the	I
look	this	is	like	red
blue	yellow	orange	green	purple
black	brown	pink	can	go

## 2<sup>nd</sup> Nine Weeks

and	for	here	said	you
what	zero	one	two	three
four	five	six	seven	eight
nine	ten	love	if	in

## 3<sup>rd</sup> Nine Weeks

to	do	me	we	have
he	she	come	with	good
they	are	from	no	yes
gray	white	up	down	was

## 4<sup>th</sup> Nine Weeks

want	some	little	play	there
find	give	that	how	now
not	put	all	who	where
your	by	big	has	friend

# Kindergarten Sight Words

## 1<sup>st</sup> Nine Weeks

a	my	see	the	I
look	this	is	like	red
blue	yellow	orange	green	purple
black	brown	pink	can	go

## 2<sup>nd</sup> Nine Weeks

and	for	here	said	you
what	zero	one	two	three
four	five	six	seven	eight
nine	ten	love	if	in

## 3<sup>rd</sup> Nine Weeks

to	do	me	we	have
he	she	come	with	good
they	are	from	no	yes
gray	white	up	down	was

## 4<sup>th</sup> Nine Weeks

want	some	little	play	there
find	give	that	how	now
not	put	all	who	where
your	by	big	has	friend



# Franklin Elementary Physical Education

## Kindergarten Virtual Learning Activities

In order for the student to receive their E- Learning Credit for Physical Education, they will need to complete the log for the time slots that are provided. The list of exercises is something they should all do, after that there are options for each one to choose from. Make sure a parent documents and signs the time log. All of these exercises are concepts we use every day in class so the students will be familiar with them.

1. 25 Jumping Jacks
2. 20 Forward Arm Circles
3. 20 Backward Arm Circles
4. 20 Toe Touches
5. 15 Push Ups
6. 25 Sit Ups
7. 100 Jump Ropes (If jump rope available)
8. Running in place (Students can set their own time.)

Students should repeat this list of exercises 2 times.

### Writing Activity:

Students will reflect on what they have learned and played so far this school year. They are to write a short paragraph telling what game was their favorite and why. Also include a picture with the paragraph.