

Name _____ Teacher _____

Franklin Elementary
Kindergarten Virtual Learning Day 5
Verification Sheet

*Submit completed verification sheet to your teacher. Please include any paper activities completed.

PLEASE NOTE: Your child has to complete the website activity OR the worksheet provided for language arts and math. You DO NOT need to do both. Please sign for all activities completed.

Activity	Time Allotted	Parent Signature	Teacher Verification
Independent Reading	20 minutes		
abcya.com OR Language Arts WS	20 minutes		
Moby Max Math OR Math WS	20 minutes		
Writing	20 minutes		
Specials- Art, Gym, Library, Computer, or Music	15 minutes		
Sight Words	10 minutes		

Independent Reading: Students must read books for 20 minutes independently or with an adult.

starfall.com: Students must spend 20 minutes completing language arts practice activities on abcya.com. If you do not have internet access, please complete the attached language arts worksheet(s): Coloring Beginning Sounds and Beginning Sound Match.

abcya.com: Students must spend 20 minutes completing math lessons on abcya.com. If you do not have internet access, please complete the attached math worksheet(s): Shape Commotion and Let's Count and Color!

Writing: Students will complete the attached writing prompt.

Specials: Please complete the attached project for the specials class.

Choose one special + complete one activity.

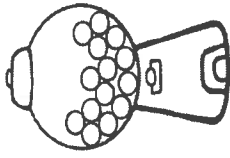

Sight Words: Students will spend 10 minutes reviewing the sight words.

Coloring Beginning Sounds

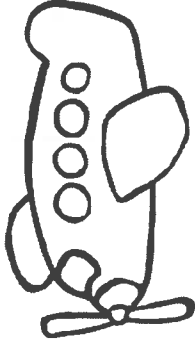
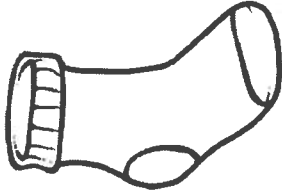
Color the pictures that have the same beginning sound as the letter that you see in each box.

Name: _____

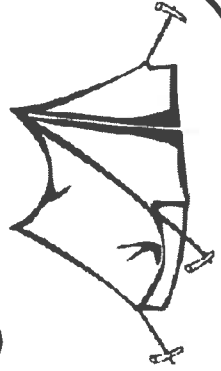

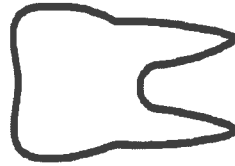
Color the pictures that begin with **Dd**.




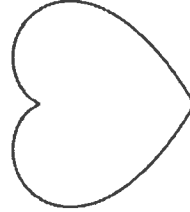
Color the pictures that begin with **Ss**.



Color the pictures that begin with **Tt**.







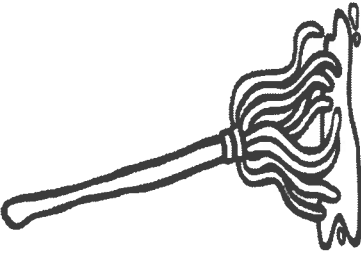







Color the pictures that begin with **Hh**.



Beginning Sound Match

Cut out the letters and glue them next to the picture that has the matching beginning sound.

Name: _____

f

t

s

r

d

m

Shape Commotion!

Name: _____

Color the shapes that belong. Place an 'X' on the shapes that do not belong.


A rounded rectangular box containing a smiley face on the left. To its right are several shapes: a small circle, a medium circle, a horizontal rectangle, a large circle, a small circle, a square, a large circle, a small circle, a medium circle, a triangle, a medium circle, and a small circle.

A rounded rectangular box containing a smiley face inside a square on the left. To its right are several shapes: a square, a vertical rectangle, a small square, a triangle, a small square, a square, a square, a square, a circle, a square, a square, a square, and a circle.

A rounded rectangular box containing a smiley face inside a triangle on the left. To its right are several shapes: a small triangle, a large triangle, a circle, a horizontal rectangle, a large right-pointing triangle, a small triangle, a small square, a small triangle, a large inverted triangle, a medium triangle, a small inverted triangle, a large triangle, and a square.

A rounded rectangular box containing a smiley face inside a vertical rectangle on the left. To its right are several shapes: a vertical rectangle, a square, a vertical rectangle, a vertical rectangle, a triangle, a horizontal rectangle, a circle, a horizontal rectangle, a horizontal rectangle, a vertical rectangle, a horizontal rectangle, a horizontal rectangle, a horizontal rectangle, a horizontal rectangle, a horizontal rectangle, and a triangle.

Name: _____




Let's Count and Color!

Count and color pictures to show the number.

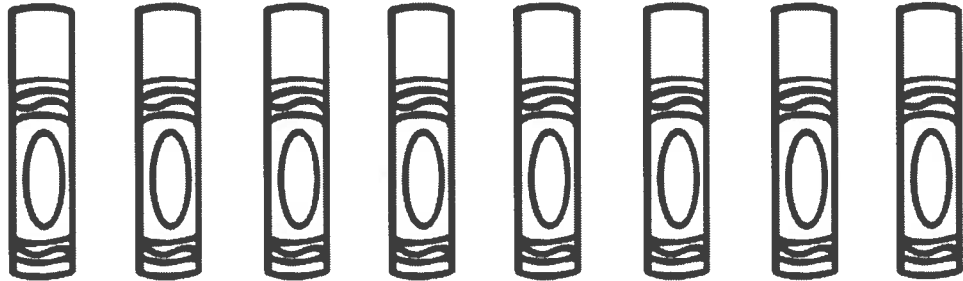
4



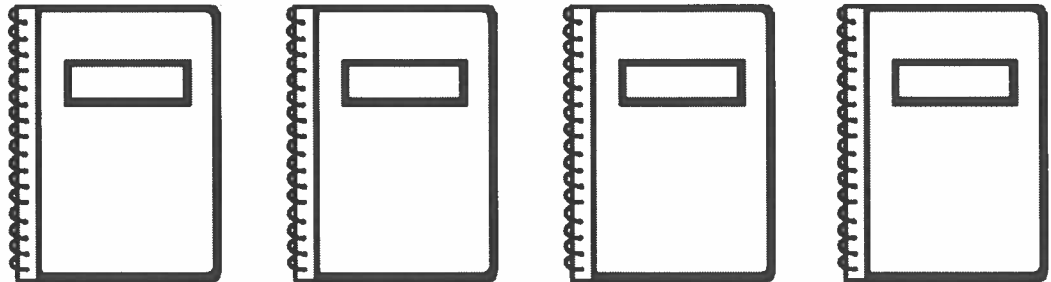
2




5



1



3



Write about 4 things you like:

I like _____

I like _____

I like _____

I like _____

Kindergarten Sight Words

1st Nine Weeks

a	my	see	the	I
look	this	is	like	red
blue	yellow	orange	green	purple
black	brown	pink	can	go

2nd Nine Weeks

and	for	here	said	you
what	zero	one	two	three
four	five	six	seven	eight
nine	ten	love	if	in

3rd Nine Weeks

to	do	me	we	have
he	she	come	with	good
they	are	from	no	yes
gray	white	up	down	was

4th Nine Weeks

want	some	little	play	there
find	give	that	how	now
not	put	all	who	where
your	by	big	has	friend

Kindergarten Sight Words

1st Nine Weeks

a	my	see	the	I
look	this	is	like	red
blue	yellow	orange	green	purple
black	brown	pink	can	go

2nd Nine Weeks

and	for	here	said	you
what	zero	one	two	three
four	five	six	seven	eight
nine	ten	love	if	in

3rd Nine Weeks

to	do	me	we	have
he	she	come	with	good
they	are	from	no	yes
gray	white	up	down	was

4th Nine Weeks

want	some	little	play	there
find	give	that	how	now
not	put	all	who	where
your	by	big	has	friend

Franklin Elementary Physical Education

Kindergarten Virtual Learning Activities

In order for the student to receive their E- Learning Credit for Physical Education, they will need to complete the log for the time slots that are provided. The list of exercises is something they should all do, after that there are options for each one to choose from. Make sure a parent documents and signs the time log. All of these exercises are concepts we use every day in class so the students will be familiar with them.

1. 25 Jumping Jacks
2. 20 Forward Arm Circles
3. 20 Backward Arm Circles
4. 20 Toe Touches
5. 15 Push Ups
6. 25 Sit Ups
7. 100 Jump Ropes (If jump rope available)
8. Running in place (Students can set their own time.)

Students should repeat this list of exercises 2 times.

Writing Activity:

Students will reflect on what they have learned and played so far this school year. They are to write a short paragraph telling what game was their favorite and why. Also include a picture with the paragraph.



Music Virtual Learning Day #5 Grades K-2nd

University of Michigan School of Music

Greetings, future music stars! Sadly, we will not be seeing each other today due to school not being in session. (I have a sad face right now since I won't get to see you today) ☹️. This is the 5th Virtual Learning Day this year. Are you enjoying them? I hope so!

K-2nd grade students, use this link, <https://www.youtube.com/watch?v=0XT6z3dnORw>

- Watch the above music video. You will be watching the University of Michigan School of Music performing Gershwin's Rhapsody in Blue. Super cool!!
- Remember or jot down some questions you have about the video. We will have a brief discussion about the video and answer any questions you may have had.
- Enjoy the rest of your day and see you soon!!

If you do not have access to the internet, then do this.....

- Listen to 2 contrasting styles of music (i.e. country music vs. rock and roll)
- After you have listened to both selections, complete the music review questions on the next page according to your grade level.

Music Review Questions K-2nd grade

1. On a scale of 1 to 10 (1 being awful; 10 being extraordinary) what number on the grading scale would you give this piece? (circle one)

1 2 3 4 5 6 7 8 9 10

2. How did this piece of music make you feel? (circle one)

😊 or ☹️

3. In the remaining space, draw a picture of you singing or playing a musical instrument.

Library Virtual Learning Days

Pick one

(library day)

1. Typing

-15 minutes of typing. You may use BBC typing, typing web or any typing app/site you have available.

2. Reading

-20 Minutes of reading

-you may check to see if your book has an AR quiz available at this site <http://www.arbookfind.com/UserType.aspx>

3. Take quizzes at this site

<https://hosted137.renlearn.com/121536/default.aspx>

4. Reading comprehension passages

-Scroll to 5th grade and read a passage and answer the questions at the following site:

<http://mrnussbaum.com/readingpassageindex/>

If you have no internet at home please read a chapter book, magazine, newspaper or picture book for at least 20 minutes.

1. Fill out the attached slip and return it to Mrs. Crozier.

Snow day 5 (optional library day)

1. Pick a different activity from above that you did not complete.

If you are having trouble logging into any of the sites, please email Mrs. Crozier at

croziern@lsc.k12.in.us

Virtual Learning Reading Summary

Student Name _____ **Classroom teacher** _____

Time I started reading: _____

Title of book: _____

Starting page _____

Time I finished _____

Ending page _____

Author _____

Summary of what I read:
