

Student Name \_\_\_\_\_ Teacher \_\_\_\_\_

## Landis Elementary 1st Grade eLearning

### ~ Day 5 ~ Verification Sheet

**Submit this verification form & completed work to your classroom teacher**

Activity	Maximum Time	Actual Time Spent	Parent Signature	Teacher Verification
Reading Activity	30 minutes			
Reading Skills/Phonics	10 minutes			
Language Arts Skills	15 minutes			
Writing Prompt	15 minutes			
Math Facts	15 minutes			
Math Skills Practice	15 minutes			
Student Choice Activity	20 minutes			
Independent Reading	20 minutes			

**Reading Activity:** Spot the Dog reading passage and questions OR listen to a book on TumbleBooks (see below)

**Reading Skills/Phonics:** What's Missing? Worksheet (bossy r) OR do a phonics activity on starfall.com

**Language Arts Skills:** Verbs worksheet

**Writing Prompt:** If I had one wish that could come true...

**Math Facts:** Addition fact sheet OR mobymax.com (click *sign in* in the upper right corner) and click on Fact Master.

**Math Skills Practice:** Get in Line! Worksheet OR mobymax.com and click on Math

**Independent Reading:** Pick a book of your choice and read for 20 minutes.

#### **Additional online learning activities**

**Moby Max** - mobymax.com offers extra language arts and math practice

**Star Fall** - starfall.com offers reading activities

**Spelling City** - spellingcity.com offers additional spelling practice

**ABCya.com** - abcya.com offers grade level practice in all subjects

**TumbleBooks** - logan.lib.in.us → click on 'Kids' → scroll down and click 'TumbleBooks' (It animates picture books)

Teachers are available for student questions from 8:00 until 3:10. If your students have any questions about their assignment, they are welcome to email their teacher to help them.

Miss Tierney - [tierneyj@lcsc.k12.in.us](mailto:tierneyj@lcsc.k12.in.us)

Mr. Gwin - [gwins@lcsc.k12.in.us](mailto:gwins@lcsc.k12.in.us)

Miss Lightfoot - [lightfootl@lcsc.k12.in.us](mailto:lightfootl@lcsc.k12.in.us)

Mrs. Lythgoe - [lythgoek@lcsc.k12.in.us](mailto:lythgoek@lcsc.k12.in.us)

Mrs. Snoeberger - [snoebergerm@lcsc.k12.in.us](mailto:snoebergerm@lcsc.k12.in.us)

Mrs. Hinshaw - [hellmanr@lcsc.k12.in.us](mailto:hellmanr@lcsc.k12.in.us)

Mrs. Graham - [grahams@lcsc.k12.in.us](mailto:grahams@lcsc.k12.in.us)

Miss Hobbs - [hobbsk@lcsc.k12.in.us](mailto:hobbsk@lcsc.k12.in.us)

Mrs. Kistler - [kistlerj@lcsc.k12.in.us](mailto:kistlerj@lcsc.k12.in.us)

Miss Zinsmaster - [zinsmasterh@lcsc.k12.in.us](mailto:zinsmasterh@lcsc.k12.in.us)

Mrs. Peattie - [peattiec@lcsc.k12.in.us](mailto:peattiec@lcsc.k12.in.us)

Mrs. Williams - [williamsj@lcsc.k12.in.us](mailto:williamsj@lcsc.k12.in.us)

Mr. Pena - [penaa@lcsc.k12.in.us](mailto:penaa@lcsc.k12.in.us)

#### **To find your activities online, please go to:**

[www.lcsc.k12.in.us](http://www.lcsc.k12.in.us) and click on eLearning or to the Landis website:

Any password questions may be answered by calling our office at 574-722-LION (5466) or contact the teacher at their above email address for any questions on your passwords. Thank you for your flexibility and support as we work through our eLearning!


# Reading Activity - Day 5

I.R.L.I

Name \_\_\_\_\_

Read the text below and answer the questions.

## Spot the Dog



Spot the dog was tired. He wanted to find a place to take a nap. First, he laid on the couch. It was too noisy in that room. He got up to look for a new place to take a nap. Next, he tried the kitchen floor. That was too hard and cold. So, he got up again.

Spot walked to the bedroom and jumped on the bed. It was just right.

Spot fell fast asleep.

1. Who was the story about? \_\_\_\_\_

2. What was Spot trying to do? \_\_\_\_\_

\_\_\_\_\_

3. Where did Spot lay down first? \_\_\_\_\_

4. Where did he try next? \_\_\_\_\_

5. Where did Spot finally take a nap? \_\_\_\_\_

\_\_\_\_\_

6. Why do you think Spot chose that place? \_\_\_\_\_

\_\_\_\_\_

# Reading Skills/Phonics - Day 5

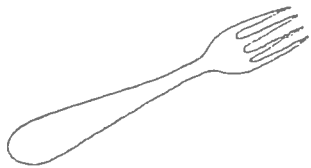
Name \_\_\_\_\_

Special vowels—  
r-controlled vowels

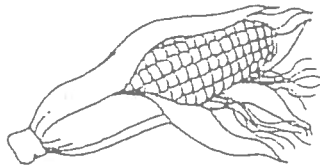
## What's Missing?

LA 2.6.9

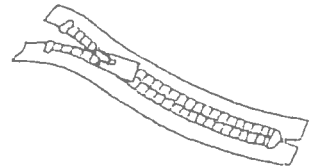
Write ar, er, ir, or, or ur to complete each word.



fork



corn



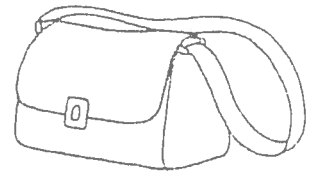
zipper

30


thirty




star



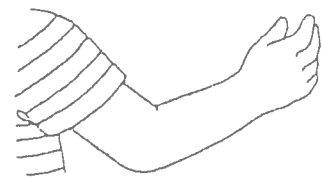
purse



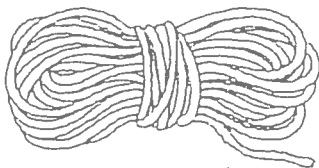
turkey



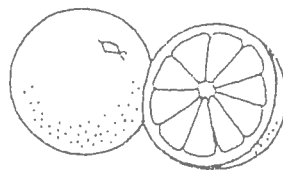
turtle




arm



yarn



orange



horse

Try This! Draw pictures of these words: popcorn, cork, and carpet






Name \_\_\_\_\_

# verbs

## VERBS

A verb is an action word that tells what a person or thing can do.

Directions: Color only the mittens that have verbs on them.



**First Grade eLEARNING Writing  
Day 5 Prompt**

"If I had one wish that could come true..."

Using your best writing, please write a story that answers all of the following questions and uses DETAILS to make it interesting.

- What would your wish be?
- Why would you wish for that?

Draw your picture here.



Writing front day 2

The page contains 15 sets of horizontal lines for handwriting practice. Each set consists of three lines: a solid top line, a dashed midline, and a solid bottom line. These sets are arranged vertically down the page, providing a guide for letter height and placement.

## Addition

$$\begin{array}{r} 4 \\ +3 \\ \hline \end{array} \quad \begin{array}{r} 7 \\ +4 \\ \hline \end{array} \quad \begin{array}{r} 6 \\ +7 \\ \hline \end{array} \quad \begin{array}{r} 8 \\ +2 \\ \hline \end{array} \quad \begin{array}{r} 1 \\ +1 \\ \hline \end{array} \quad \begin{array}{r} 6 \\ +3 \\ \hline \end{array} \quad \begin{array}{r} 9 \\ +9 \\ \hline \end{array} \quad \begin{array}{r} 9 \\ +6 \\ \hline \end{array} \quad \begin{array}{r} 6 \\ +2 \\ \hline \end{array} \quad \begin{array}{r} 5 \\ +4 \\ \hline \end{array}$$

$$\begin{array}{r} 9 \\ +2 \\ \hline \end{array} \quad \begin{array}{r} 8 \\ +6 \\ \hline \end{array} \quad \begin{array}{r} 5 \\ +2 \\ \hline \end{array} \quad \begin{array}{r} 2 \\ +2 \\ \hline \end{array} \quad \begin{array}{r} 4 \\ +8 \\ \hline \end{array} \quad \begin{array}{r} 1 \\ +7 \\ \hline \end{array} \quad \begin{array}{r} 6 \\ +5 \\ \hline \end{array} \quad \begin{array}{r} 3 \\ +7 \\ \hline \end{array} \quad \begin{array}{r} 9 \\ +7 \\ \hline \end{array} \quad \begin{array}{r} 4 \\ +4 \\ \hline \end{array}$$

$$\begin{array}{r} 7 \\ +9 \\ \hline \end{array} \quad \begin{array}{r} 5 \\ +5 \\ \hline \end{array} \quad \begin{array}{r} 9 \\ +4 \\ \hline \end{array} \quad \begin{array}{r} 8 \\ +3 \\ \hline \end{array} \quad \begin{array}{r} 7 \\ +8 \\ \hline \end{array} \quad \begin{array}{r} 6 \\ +2 \\ \hline \end{array} \quad \begin{array}{r} 1 \\ +3 \\ \hline \end{array} \quad \begin{array}{r} 2 \\ +1 \\ \hline \end{array} \quad \begin{array}{r} 6 \\ +0 \\ \hline \end{array} \quad \begin{array}{r} 2 \\ +7 \\ \hline \end{array}$$

$$\begin{array}{r} 4 \\ +7 \\ \hline \end{array} \quad \begin{array}{r} 8 \\ +0 \\ \hline \end{array} \quad \begin{array}{r} 6 \\ +4 \\ \hline \end{array} \quad \begin{array}{r} 2 \\ +4 \\ \hline \end{array} \quad \begin{array}{r} 2 \\ +9 \\ \hline \end{array} \quad \begin{array}{r} 6 \\ +8 \\ \hline \end{array} \quad \begin{array}{r} 0 \\ +7 \\ \hline \end{array} \quad \begin{array}{r} 1 \\ +5 \\ \hline \end{array} \quad \begin{array}{r} 9 \\ +8 \\ \hline \end{array} \quad \begin{array}{r} 3 \\ +4 \\ \hline \end{array}$$

$$\begin{array}{r} 5 \\ +9 \\ \hline \end{array} \quad \begin{array}{r} 7 \\ +3 \\ \hline \end{array} \quad \begin{array}{r} 3 \\ +6 \\ \hline \end{array} \quad \begin{array}{r} 8 \\ +5 \\ \hline \end{array} \quad \begin{array}{r} 2 \\ +8 \\ \hline \end{array} \quad \begin{array}{r} 5 \\ +6 \\ \hline \end{array} \quad \begin{array}{r} 2 \\ +5 \\ \hline \end{array} \quad \begin{array}{r} 4 \\ +1 \\ \hline \end{array} \quad \begin{array}{r} 5 \\ +7 \\ \hline \end{array} \quad \begin{array}{r} 9 \\ +3 \\ \hline \end{array}$$

$$\begin{array}{r} 4 \\ +2 \\ \hline \end{array} \quad \begin{array}{r} 7 \\ +2 \\ \hline \end{array} \quad \begin{array}{r} 4 \\ +5 \\ \hline \end{array} \quad \begin{array}{r} 8 \\ +1 \\ \hline \end{array} \quad \begin{array}{r} 3 \\ +5 \\ \hline \end{array} \quad \begin{array}{r} 5 \\ +3 \\ \hline \end{array} \quad \begin{array}{r} 8 \\ +7 \\ \hline \end{array} \quad \begin{array}{r} 6 \\ +9 \\ \hline \end{array} \quad \begin{array}{r} 0 \\ +3 \\ \hline \end{array} \quad \begin{array}{r} 7 \\ +6 \\ \hline \end{array}$$

$$\begin{array}{r} 7 \\ +7 \\ \hline \end{array} \quad \begin{array}{r} 8 \\ +9 \\ \hline \end{array} \quad \begin{array}{r} 2 \\ +6 \\ \hline \end{array} \quad \begin{array}{r} 5 \\ +8 \\ \hline \end{array} \quad \begin{array}{r} 3 \\ +3 \\ \hline \end{array} \quad \begin{array}{r} 9 \\ +5 \\ \hline \end{array} \quad \begin{array}{r} 8 \\ +4 \\ \hline \end{array} \quad \begin{array}{r} 4 \\ +0 \\ \hline \end{array} \quad \begin{array}{r} 0 \\ +9 \\ \hline \end{array} \quad \begin{array}{r} 7 \\ +5 \\ \hline \end{array}$$

$$\begin{array}{r} 8 \\ +8 \\ \hline \end{array} \quad \begin{array}{r} 6 \\ +6 \\ \hline \end{array} \quad \begin{array}{r} 4 \\ +9 \\ \hline \end{array} \quad \begin{array}{r} 3 \\ +2 \\ \hline \end{array} \quad \begin{array}{r} 3 \\ +9 \\ \hline \end{array} \quad \begin{array}{r} 4 \\ +6 \\ \hline \end{array} \quad \begin{array}{r} 6 \\ +9 \\ \hline \end{array} \quad \begin{array}{r} 6 \\ +1 \\ \hline \end{array} \quad \begin{array}{r} 2 \\ +3 \\ \hline \end{array} \quad \begin{array}{r} 3 \\ +8 \\ \hline \end{array}$$

Goal \_\_\_\_\_

Number of problems correct \_\_\_\_\_

Name \_\_\_\_\_

# Get in Line!

Directions: Look at the children in line. Read the problems and answer the questions.



1. I am the boy who is the tallest. Who am I?  
\_\_\_\_\_

2. I am fifth in line. Who am I? \_\_\_\_\_

3. I am in the middle. Who am I? \_\_\_\_\_

4. How many children are behind the second person in line? \_\_\_\_\_

5. How many children are between Tom and Alex?  
\_\_\_\_\_

6. How many children are ahead of Kate? \_\_\_\_\_

7. How many children are in front of Dan? \_\_\_\_\_

8. I am two children in front of Ann. Who am I?  
\_\_\_\_\_



eLearning Day 5- 1<sup>st</sup> grade sight words

Name \_\_\_\_\_

Read the list of words to your parent. Choose three words to use in a sentence.


1. goes
2. good
3. have
4. his
5. how
6. its
7. kind
8. like
9. look
10. made
11. make
12. much
13. name
14. out
15. pick
16. put
17. ride
18. she
19. tell
20. that

1. \_\_\_\_\_

2. \_\_\_\_\_

3. \_\_\_\_\_

Name \_\_\_\_\_



Color the **VOWELS** on the keyboard **BLUE**

Color the **CONSONANTS** on the keyboard **RED**

~	!	@	#	\$	%	^	&	*	(	)	=	+	Delete
Tab	Q	W	E	R	T	Y	U	I	O	P	{	}	
Caps	A	S	D	F	G	H	J	K	L	:	"	'	Enter
Shift	Z	X	C	V	B	N	M	<	>	?	/	Shift	
Ctrl		Alt								Alt			Ctrl

If time: Go to [abcy.com](http://abcy.com) and play "Cup Stacking: A Typing Game"

## (Extra Day/Changes in Bold Text)

**1st Grade- (Let's get moving!!!! The Sequel!!!)**

4 mins. Gym Stretches and Exercises. (Warm-up)

4 mins. Play your **2nd** favorite Song and dance to it. (Cardio.)

4 mins. **8** Sit-ups, rest a minute, **8** Push- ups, rest a minute. (Upper-Muscular)

4 mins. **3** rounds of Calf raises. Take a rest between rounds. (Lower Muscular)

4 mins. One legged bends. Take a rest between rounds.(Lower Muscular)

**Alternative workouts-**

20 mins. On a treadmill- run/ walk combo.

20 mins. Wii fit workout.

20 mins. Mom/Dad 1980's, 1990's, 2000's, workout video.

20 mins. Weather permitting & Parent Approval. **Shovel snow. (Great arm and shoulder workout.)**

## 1st Grade ELearning Art Activity #2

Name \_\_\_\_\_ Date \_\_\_\_\_

Classroom Teacher \_\_\_\_\_

Directions: Choose whether you will do the online activity or the paper and pencil.

1. Go to [www.pbskids.org](http://www.pbskids.org) Mix and paint with Curious George! Explore and have fun creating!

**OR**

2. Draw and color or paint a car you design on the back of this assignment sheet. Be sure to include windows, headlights, door handles and anything special you might like! Have fun and be creative!



That's a funny car!

