

Student Name _____ Teacher _____

Landis Elementary 2nd Grade Virtual Learning

~ Day 1 ~ Verification Sheet

Submit this verification form & completed work to your classroom teacher

Activity	Maximum Time	Actual Time Spent	Parent Signature	Teacher Verification
Reading Activity	30 minutes			
Reading Skills Activity	10 minutes			
Math Facts/Moby Max	15 minutes			
Math Skills Practice Worksheets	15 minutes			
Art Activity	20 minutes			
Writing Activity Prompt	15 minutes			
Writing Grammar Skills	15 minutes			
Independent Reading - Extra reading time	20 minutes			

Independent Reading – Students are encouraged to spend 20 minutes a day reading independently over and above assigned times.

Moby Max – Students may access the Moby Max using the following website: www.mobymax.com

Tumble Books - Students may access some extra reading by going to Tumble Books Library.

www.casscolibrary.org Click on Ebooks for Kids

Spelling City – Students may access for help in spelling and spelling activities.

www.spellingcity.com

Discovery Education – Students may access for extra practice in Social Studies, Science, Health, Language, or Math www.Discoverededucation.com

Teachers are available for student questions from 8:00 until 3:10 by phone or email. If your students have any questions about their assignment, they are welcome to email their teacher to help them.

Miss Engelhardt – engelhardt@lcsc.k12.in.us

Mrs. Berkshire – berkshires@lcsc.k12.in.us

Miss Long – longc@lcsc.k12.in.us

Mrs. Williams – williamsj@lcsc.k12.in.us

Mrs. Peattie – peattiec@lcsc.k12.in.us

Mrs. Bacon – baconm@lcsc.k12.in.us

Mrs. Bullard – bullardc@lcsc.k12.in.us

Mrs. Prentice – prentices@lcsc.k12.in.us

Mrs. Lythgoe – lythgoek@lcsc.k12.in.us

Mrs. Jones – jonesja@lcsc.k12.in.us

To find your activities online, please go to:

www.lcsc.k12.in.us and click on Virtual Learning or to the Landis website:

Any password questions may be answered by calling our office at 574-722-LION (5466) or contact the teacher at their above email address for any questions on your passwords. Thank you for your flexibility and support as we work through our virtual learning!

Name: _____

280L
106 words

Apple Picking With Dad

Kate likes to go to Smith Farm to pick apples. She goes with her dad on Saturdays. Kate babysits her little brother Zac to get money for the apples. Today Kate can buy 10 apples. She filled her basket. Her dad helped her pay. "Thank you!" Kate said.

On the way home, Kate looked at her apples. She counted them. "1, 2, 3....oh no," said Kate. "What?" asked her dad. Kate looked at one of the apples. She saw a brown hole in it. *Pop!* A little worm came out. Kate jumped. Her dad jumped. They laughed. Next time she will check the apples for worms.



Directions: Answer the questions below. Put a check next to the correct answer.


1. When does Kate go to the farm with her dad?
 - _____ a. Mondays
 - _____ b. Sundays
 - _____ c. Saturdays

2. What does Kate do to get money for apples?
 - _____ a. asks her dad
 - _____ b. takes care of her little brother Zac
 - _____ c. takes care of her dog Zac

3. How many apples does Kate get from the farm?
 - _____ a. two
 - _____ b. three
 - _____ c. ten


4. What happened on the way home from the farm?
 - _____ a. The basket of apples fell over.
 - _____ b. Kate ate an apple with a worm in it.
 - _____ c. A worm popped out of Kate's apple.


5. What is the best name for this story?
 - _____ a. Taking Care of Zac
 - _____ b. A Day With Dad
 - _____ c. An Apple Picking Surprise




Name _____ Skill: Problem solving, Addition and subtraction to 10

Write the number sentence and its answer.


1. David has 6  s. Casey has 3. How many do they have in all?

_____ + _____ = _____
 _____  s


2. Jenny had 10 tennis balls. She lost 7. How many are left?




_____ - _____ = _____
 _____ tennis balls

3. Anna had 8  s. She gave David 2. How many does she have now?

_____ - _____ = _____
 _____  s


4. Ray has 4 ping pong  s. Cathy has 5. How many do they have altogether?

_____ + _____ = _____
 _____  s

5. Cami went skating 3 times in January, and 4 times in February. How many times did she go skating in all?

_____ + _____ = _____
 _____ skating times

6. Jose caught 9 . One got away. How many fish are left?

_____ - _____ = _____
 _____ 

***Bonus:** On the back, make up one addition and one subtraction word problem.



Name _____

Sailing

A. $\begin{array}{r} 4 \\ +8 \\ \hline \end{array}$

$\begin{array}{r} 5 \\ +7 \\ \hline \end{array}$

$\begin{array}{r} 3 \\ +1 \\ \hline \end{array}$

$\begin{array}{r} 5 \\ +6 \\ \hline \end{array}$

$\begin{array}{r} 6 \\ +1 \\ \hline \end{array}$

$\begin{array}{r} 9 \\ +2 \\ \hline \end{array}$

B. $\begin{array}{r} 3 \\ +5 \\ \hline \end{array}$

$\begin{array}{r} 8 \\ +2 \\ \hline \end{array}$

$\begin{array}{r} 4 \\ +1 \\ \hline \end{array}$

$\begin{array}{r} 2 \\ +2 \\ \hline \end{array}$

$\begin{array}{r} 4 \\ +6 \\ \hline \end{array}$

$\begin{array}{r} 9 \\ +1 \\ \hline \end{array}$

C. $\begin{array}{r} 3 \\ +3 \\ \hline \end{array}$

$\begin{array}{r} 5 \\ +4 \\ \hline \end{array}$

$\begin{array}{r} 6 \\ +3 \\ \hline \end{array}$

$\begin{array}{r} 7 \\ +5 \\ \hline \end{array}$

$\begin{array}{r} 9 \\ +3 \\ \hline \end{array}$

$\begin{array}{r} 8 \\ +1 \\ \hline \end{array}$

D. $\begin{array}{r} 2 \\ +3 \\ \hline \end{array}$

$\begin{array}{r} 3 \\ +6 \\ \hline \end{array}$

$\begin{array}{r} 4 \\ +3 \\ \hline \end{array}$

$\begin{array}{r} 5 \\ +1 \\ \hline \end{array}$

$\begin{array}{r} 6 \\ +4 \\ \hline \end{array}$

$\begin{array}{r} 7 \\ +2 \\ \hline \end{array}$

E. $\begin{array}{r} 3 \\ +9 \\ \hline \end{array}$

$\begin{array}{r} 8 \\ +3 \\ \hline \end{array}$

$\begin{array}{r} 6 \\ +2 \\ \hline \end{array}$

$\begin{array}{r} 7 \\ +3 \\ \hline \end{array}$

$\begin{array}{r} 4 \\ +4 \\ \hline \end{array}$

$\begin{array}{r} 3 \\ +4 \\ \hline \end{array}$

F. $\begin{array}{r} 2 \\ +4 \\ \hline \end{array}$

$\begin{array}{r} 2 \\ +9 \\ \hline \end{array}$

$\begin{array}{r} 8 \\ +4 \\ \hline \end{array}$

$\begin{array}{r} 2 \\ +5 \\ \hline \end{array}$

$\begin{array}{r} 2 \\ +8 \\ \hline \end{array}$

$\begin{array}{r} 3 \\ +7 \\ \hline \end{array}$

G. $\begin{array}{r} 7 \\ +4 \\ \hline \end{array}$

$\begin{array}{r} 7 \\ +1 \\ \hline \end{array}$

$\begin{array}{r} 6 \\ +5 \\ \hline \end{array}$

$\begin{array}{r} 5 \\ +5 \\ \hline \end{array}$

H. $\begin{array}{r} 5 \\ +2 \\ \hline \end{array}$

$\begin{array}{r} 6 \\ +6 \\ \hline \end{array}$


$\begin{array}{r} 3 \\ +2 \\ \hline \end{array}$

$\begin{array}{r} 2 \\ +7 \\ \hline \end{array}$



my family

Writing
Activity
Prompt




Handwriting practice lines consisting of solid top and bottom lines with a dashed middle line. There are four sets of these lines provided for writing.

Name _____

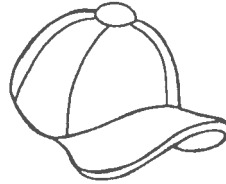
Short Aa

Aa

Directions: Look at a sentence. Circle the word that will finish it. Print the word on the line. Use the pictures as clues.




tag




cap



dad



camp



van

<p>1. Dan is in the _____ .</p>	<p>_____</p> <p>-----</p> <p>_____</p>	<p>tan</p> <p>van</p> <p>ten</p>
<p>2. He is with his _____ .</p>	<p>_____</p> <p>-----</p> <p>_____</p>	<p>dad</p> <p>mad</p> <p>sad</p>
<p>3. On his head, Dan has a _____ .</p>	<p>_____</p> <p>-----</p> <p>_____</p>	<p>tap</p> <p>nap</p> <p>cap</p>
<p>4. It has a _____ on it.</p>	<p>_____</p> <p>-----</p> <p>_____</p>	<p>tag</p> <p>sat</p> <p>cab</p>
<p>5. Dan will wear the cap at _____ .</p>	<p>_____</p> <p>-----</p> <p>_____</p>	<p>can</p> <p>van</p> <p>camp</p>

Name _____ Date _____

What's the Question?

Asking sentences end with a question mark. (?)

Read the sentences. Put a question mark after each question.



1. Look at this book
2. Did you eat lunch yet
3. I'm cold
4. Are you cold
5. How old is Jonathan's sister
6. Where does Natalie live
7. Wendy ran home
8. Why did Frank write in his book
9. Don't touch that
10. Where is my pen

Sentences that begin with the asking words **who, what, when, where, why,** and **how** usually ends with a question mark. Make up your own asking questions. Remember to end each with a question mark.

Who

What

When

Where

Why

How

Name: _____

eLearning --- DAY 1

2nd Grade Sight Words

Read aloud the words below to your parent.

- | | | |
|------------|--------------|-------------|
| 1) always | 11) before | 21) brother |
| 2) apple | 12) bell | 22) buy |
| 3) around | 13) best | 23) cake |
| 4) baby | 14) bird | 24) call |
| 5) back | 15) birthday | 25) car |
| 6) ball | 16) boat | 26) cat |
| 7) bear | 17) both | 27) chair |
| 8) because | 18) box | |
| 9) bed | 19) boy | |
| 10) been | 20) bread | |



2nd Grade ELearning Art Activity #1

Name _____ Date _____

Classroom Teacher _____

Directions: Choose whether you will do the online activity or the paper and pencil.

1. Go to <http://www.nga.gov/kids/zone/swatchbox>
This is a tool for mixing and drawing with millions of colors! Explore and enjoy!

OR

2. Using paints or crayons, complete the color mixing activities on the back of this assignment sheet.

1. What are the 3 **primary** colors? Write one color word on each line, draw a picture for each box using that color.

--	--	--

2. Mix 2 of the colors above, what **secondary** color do you get?

--

3. Draw and label 3 things that can be the color you made.
(example: green trees, green grass, green quilt)

--	--	--