

Student Name _____ Teacher _____

Landis Elementary 2nd Grade Virtual Learning

~ Day 3 ~ Verification Sheet

Submit this verification form & completed work to your classroom teacher

Activity	Maximum Time	Actual Time Spent	Parent Signature	Teacher Verification
Reading Activity	30 minutes			
Reading Skills Activity	10 minutes			
Math Facts/Moby Max	15 minutes			
Math Skills Practice Worksheets	15 minutes			
Library Activity	20 minutes			
Writing Activity Prompt	15 minutes			
Writing Grammar Skills	15 minutes			
Independent Reading - Extra reading time	20 minutes			

Independent Reading – Students are encouraged to spend 20 minutes a day reading independently over and above assigned times.

Moby Max – Students may access the Moby Max using the following website: www.mobymax.com

Tumble Books - Students may access some extra reading by going to Tumble Books Library.

www.casscolibrary.org Click on Ebooks for Kids

Spelling City – Students may access for help in spelling and spelling activities.

www.spellingcity.com

Discovery Education – Students may access for extra practice in Social Studies, Science, Health, Language, or Math www.Discoverededucation.com

Teachers are available for student questions from 8:00 until 3:10 by phone or email. If your students have any questions about their assignment, they are welcome to email their teacher to help them.

Miss Engelhardt – engelhardte@lcsc.k12.in.us

Mrs. Berkshire – berkshires@lcsc.k12.in.us

Miss Long – longc@lcsc.k12.in.us

Mrs. Graham – grahams@lcsc.k12.in.us

Mrs. Peattie – peattiec@lcsc.k12.in.us

Mrs. Bacon – baconm@lcsc.k12.in.us

Mrs. Bullard – bullardc@lcsc.k12.in.us

Mrs. Prentice – prentices@lcsc.k12.in.us

Mrs. Lythgoe – lythgoek@lcsc.k12.in.us

Mrs. Jones – jonesja@lcsc.k12.in.us

To find your activities online, please go to:

www.lcsc.k12.in.us and click on Virtual Learning or to the Landis website:

Any password questions may be answered by calling our office at 574-722-LION (5466) or contact the teacher at their above email address for any questions on your passwords. Thank you for your flexibility and support as we work through our virtual learning!

Name: _____

450L

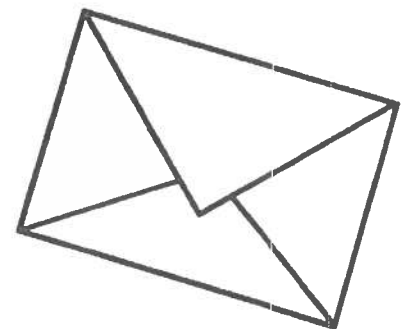
122 words

Greeting Cards

Do you know why we send cards? We send cards for holidays and birthdays. We send cards when someone is sick or to say congrats. People have made and sent cards since the 1400's. Years later, the mail system grew. Mailmen began delivering mail.

In 1843, a man named Henry Cole had a plan. He would make cards. He would sell them. He asked an artist to create the cards. Each card was about 8 cents. They said "Merry Christmas and a Happy New Year". The cards became popular. More mailmen were needed to send them all.

Today, Henry Cole is known for making greeting cards popular. More people send cards now than ever before. Billions of cards are sent every year.



Directions: Answer the questions below. Put a check next to the correct answer.

1. When did people first start to make cards?

_____ a. 1400's

_____ b. 1500's

_____ c. 1843

2. How much did each card cost?

_____ a. 4 cents

_____ b. 8 cents

_____ c. 7 cents

3. What happened when the cards became popular?

_____ a. The cards took longer to mail.

_____ b. The cost of each card went up.

_____ c. The post office had to hire more mailmen.

4. What happened first?

_____ a. Henry Cole had an idea to make and sell cards.

_____ b. Henry Cole hired an artist.

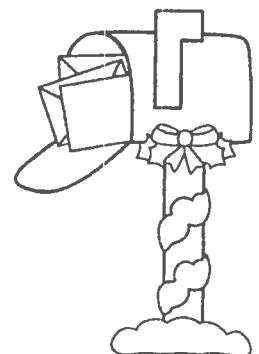
_____ c. The US mail system began to grow.

5. What kind of story is this?

_____ a. fiction

_____ b. neither


_____ c. nonfiction




Short Ii

Ii


Directions: Read each sentence. Circle the word that will finish it. Print the word on the line. Use the pictures as clues.




kiss




pig



milk



hill



big

<p>1. Bill is my _____ .</p>	<p>fig dig pig</p>
<p>2. He is _____ .</p>	<p>big bag rig</p>
<p>3. He walked up a _____ .</p>	<p>big hill fill</p>
<p>4. He likes to sip _____ .</p>	<p>bib milk mill</p>
<p>5. I will give him a _____ !</p>	<p>miss rig kiss</p>

Stepping Out Math Facts

vertical and horizontal

A. $\begin{array}{r} 9 \\ - 3 \\ \hline \end{array}$ $\begin{array}{r} 10 \\ - 6 \\ \hline \end{array}$ $\begin{array}{r} 9 \\ - 8 \\ \hline \end{array}$ $\begin{array}{r} 11 \\ - 4 \\ \hline \end{array}$ $\begin{array}{r} 9 \\ - 4 \\ \hline \end{array}$ $\begin{array}{r} 8 \\ - 1 \\ \hline \end{array}$

B. $\begin{array}{r} 10 \\ - 5 \\ \hline \end{array}$ $\begin{array}{r} 9 \\ - 6 \\ \hline \end{array}$ $\begin{array}{r} 10 \\ - 2 \\ \hline \end{array}$ $\begin{array}{r} 8 \\ - 6 \\ \hline \end{array}$ $\begin{array}{r} 9 \\ - 7 \\ \hline \end{array}$ $\begin{array}{r} 9 \\ - 5 \\ \hline \end{array}$

C. $\begin{array}{r} 12 \\ - 8 \\ \hline \end{array}$ $\begin{array}{r} 10 \\ - 4 \\ \hline \end{array}$ $\begin{array}{r} 10 \\ - 7 \\ \hline \end{array}$ $\begin{array}{r} 9 \\ - 0 \\ \hline \end{array}$ $\begin{array}{r} 12 \\ - 7 \\ \hline \end{array}$ $\begin{array}{r} 8 \\ - 3 \\ \hline \end{array}$

D. $\begin{array}{r} 8 \\ - 4 \\ \hline \end{array}$ $\begin{array}{r} 7 \\ - 5 \\ \hline \end{array}$ $\begin{array}{r} 12 \\ - 5 \\ \hline \end{array}$ $\begin{array}{r} 11 \\ - 2 \\ \hline \end{array}$ $\begin{array}{r} 9 \\ - 1 \\ \hline \end{array}$ $\begin{array}{r} 8 \\ - 0 \\ \hline \end{array}$


E. $\begin{array}{r} 9 \\ - 9 \\ \hline \end{array}$ $\begin{array}{r} 8 \\ - 5 \\ \hline \end{array}$ $\begin{array}{r} 9 \\ - 2 \\ \hline \end{array}$ $\begin{array}{r} 7 \\ - 1 \\ \hline \end{array}$ $\begin{array}{r} 8 \\ - 7 \\ \hline \end{array}$ $\begin{array}{r} 11 \\ - 5 \\ \hline \end{array}$

F. $10 - 8 = \underline{\quad}$ $8 - 2 = \underline{\quad}$ $7 - 4 = \underline{\quad}$ $10 - 3 = \underline{\quad}$


G. $12 - 4 = \underline{\quad}$ $11 - 7 = \underline{\quad}$ $12 - 3 = \underline{\quad}$ $11 - 9 = \underline{\quad}$

H. $11 - 6 = \underline{\quad}$ $10 - 9 = \underline{\quad}$ $11 - 3 = \underline{\quad}$ $12 - 6 = \underline{\quad}$

I. $12 - 9 = \underline{\quad}$ $11 - 8 = \underline{\quad}$ $10 - 1 = \underline{\quad}$

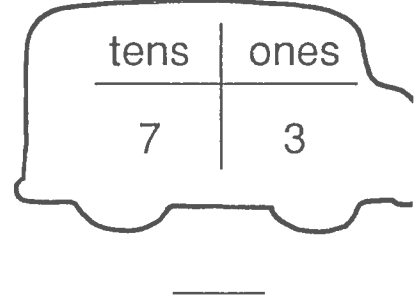
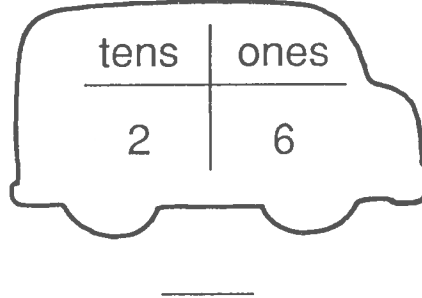
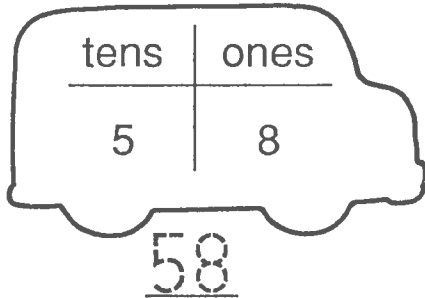


Write how many.

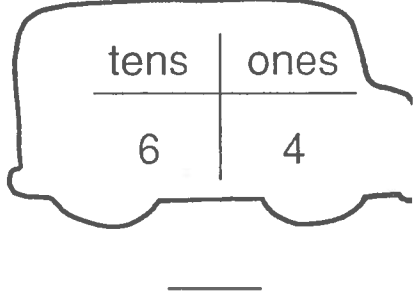
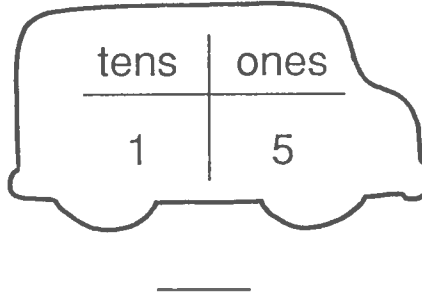
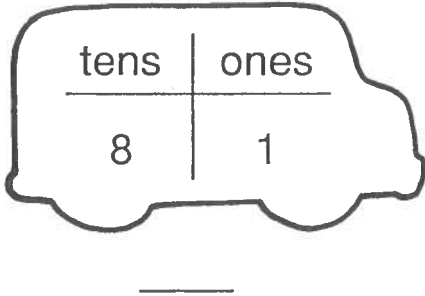


2 tens and 3 ones = 23

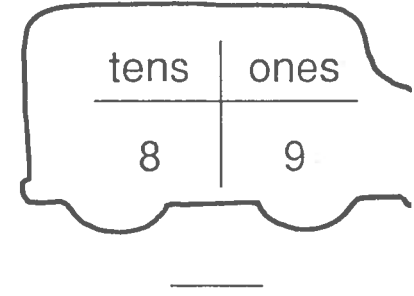
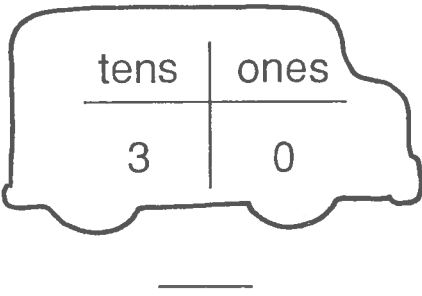
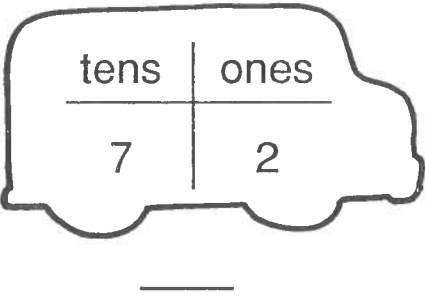
a.



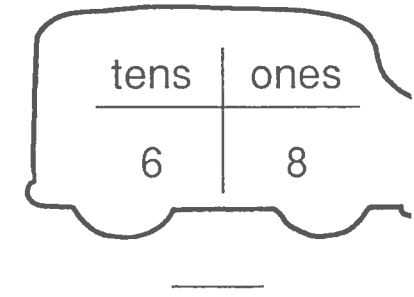
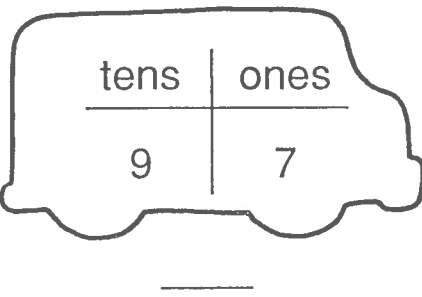
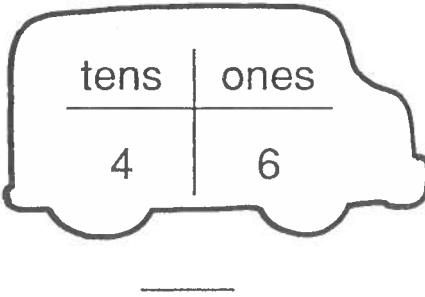
b.



c.



d.



*E

***Bonus:** On the back, draw a picture to show 3 tens 5 ones.


© F

Name _____ Telling sentences

Your Favorites

A **telling sentence** tells you something.
It begins with a capital letter and ends with a period.

Write a telling sentence to answer each question below.



1 What is your favorite book?

My favorite book is

2 What is your favorite food?

3 What is your favorite animal?


4 What is your favorite place to go to?

Try This! Write how periods at the end of sentences help you read.

If I lived in



...



Four sets of handwriting practice lines, each consisting of a solid top line, a dashed middle line, and a solid bottom line.

Name _____

Name: _____

eLearning --- DAY 3

2nd Grade Sight Words

Read aloud the words below to your parent.

- | | | |
|-------------|------------|-------------|
| 1) garden | 11) hill | 21) many |
| 2) gave | 12) home | 22) men |
| 3) girl | 13) horse | 23) milk |
| 4) goes | 14) house | 24) money |
| 5) good-bye | 15) its | 25) morning |
| 6) grass | 16) kitty | 26) mother |
| 7) green | 17) leg | 27) name |
| 8) ground | 18) letter | 28) nest |
| 9) hand | 19) made | |
| 10) head | 20) man | |



Keyboarding Homework

Name: _____

Class: _____

Date: _____

Directions: Color the keys on the keyboard below in the correct color.

	1	2	3	4	5	6	7	8	9	0	-	=	Backspace
Tab	Q	W	E	R	T	Y	U	I	O	P	[]	\
Caps Lock	A	S	D	F	G	H	J	K	L	;	'	Enter	
Shift	Z	X	C	V	B	N	M	,	.	?	Shift		
Ctrl		Alt				Spacebar							

Color	Key
Red	Tab Caps Lock Shift
Blue	Q A Z
Yellow	W S X
Green	E D C
Orange	R F V T G B
	Y H N U J M

Color	Key
Purple	I K ,
Pink	O L .
Gray	P ; ? " Enter Shift
Black	Spacebar