

Student Name _____ Teacher _____

Landis Elementary 2nd Grade Virtual Learning

~ Day 4 ~ Verification Sheet

Submit this verification form & completed work to your classroom teacher

Activity	Maximum Time	Actual Time Spent	Parent Signature	Teacher Verification
Reading Activity	30 minutes			
Reading Skills Activity	10 minutes			
Math Facts/Moby Max	15 minutes			
Math Skills Practice Worksheets	15 minutes			
Music Activity	20 minutes			
Writing Activity Prompt	15 minutes			
Writing Grammar Skills	15 minutes			
Independent Reading - Extra reading time	20 minutes			

Independent Reading – Students are encouraged to spend 20 minutes a day reading independently over and above assigned times.

Moby Max – Students may access the Moby Max using the following website: www.mobymax.com

Tumble Books - Students may access some extra reading by going to Tumble Books Library.

www.casscolibrary.org Click on Ebooks for Kids

Spelling City – Students may access for help in spelling and spelling activities.

www.spellingcity.com

Discovery Education – Students may access for extra practice in Social Studies, Science, Health, Language, or Math www.Discoverededucation.com

Teachers are available for student questions from 8:00 until 3:10 by phone or email. If your students have any questions about their assignment, they are welcome to email their teacher to help them.

Miss Engelhardt – engelhardt@lcsc.k12.in.us

Mrs. Berkshire – berkshires@lcsc.k12.in.us

Miss Long – longc@lcsc.k12.in.us

Miss Hellman – hellmanr@lcsc.k12.in.us

Mrs. Peattie – peattiec@lcsc.k12.in.us

Mrs. Bacon – baconm@lcsc.k12.in.us

Mrs. Bullard – bullardc@lcsc.k12.in.us

Mrs. Prentice – prentices@lcsc.k12.in.us

Mrs. Lythgoe – lythgoek@lcsc.k12.in.us

Mrs. Jones – jonesja@lcsc.k12.in.us

To find your activities online, please go to:

www.lcsc.k12.in.us and click on Virtual Learning or to the Landis website:

Any password questions may be answered by calling our office at 574-722-LION (5466) or contact the teacher at their above email address for any questions on your passwords. Thank you for your flexibility and support as we work through our virtual learning!

Name: _____

eLearning --- DAY 4

2nd Grade Sight Words

Read aloud the words below to your parent.

- | | | |
|------------|------------|--------------|
| 1) night | 11) read | 21) sit |
| 2) off | 12) right | 22) sleep |
| 3) or | 13) ring | 23) snow |
| 4) paper | 14) robin | 24) song |
| 5) party | 15) school | 25) squirrel |
| 6) picture | 16) seed | 26) stick |
| 7) pig | 17) sheep | 27) street |
| 8) pull | 18) shoe | |
| 9) rabbit | 19) sing | |
| 10) rain | 20) sister | |



Name: _____

320L

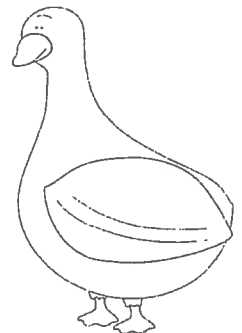
150 words

A Trip to the Pond

Rachel loves ducks. She reads books about ducks. She draws pictures of them too. Her favorite thing is to feed the ducks at the pond. She goes every Saturday with her dad. She cleans the house to earn money for bread.

"Are you ready to go?" her dad asked. Rachel had just finished her chores. She ran to the car. Her dad took her to the store. Rachel counted her money. She had enough to buy two bags of bread. Rachel paid for the bread and they left to go to the pond.

Quack! Quack! "I can hear the ducks!" Rachel said. Rachel sat on the brick wall by the pond. She opened the bags of bread. Three ducks saw her. They swam up. Rachel broke up the bread in little pieces. She gave it to the ducks. They ate it all up. Rachel can't wait to come back again.



Directions: Answer the questions below. Put a check next to the correct answer.

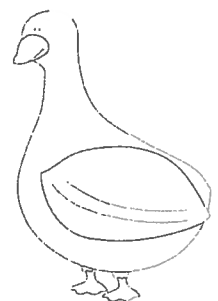
1. Which sentence describes Rachel's feelings about ducks?
 - _____ a. She likes ducks, but thinks they are boring.
 - _____ b. She likes to draw ducks, but is afraid of them.
 - _____ c. She likes learning about ducks and feeding them.

2. What does Rachel do to get money for bread?
 - _____ a. She asks her dad.
 - _____ b. She cleans her house.
 - _____ c. She gets donations.

3. What happened after Rachel finished her chores?
 - _____ a. She went to the store with her dad.
 - _____ b. She went to the pond to feed the ducks.
 - _____ c. She went to the store with her mom.

4. How many bags of bread does Rachel buy?
 - _____ a. three
 - _____ b. two
 - _____ c. four

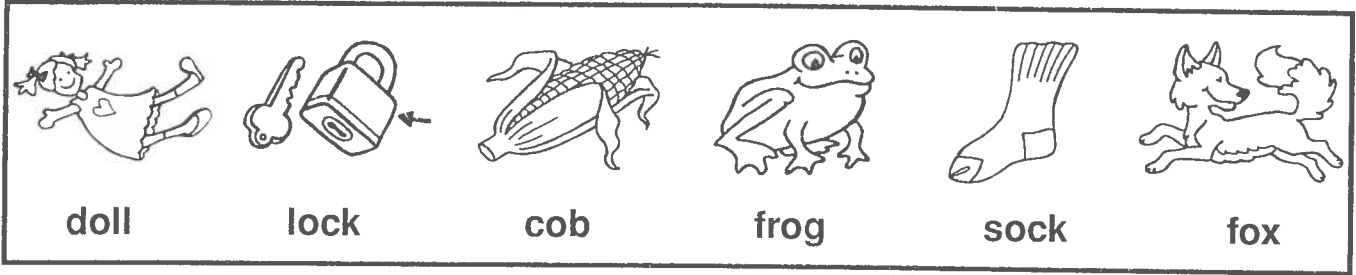
5. What is the best name for this story?
 - _____ a. Cleaning the House
 - _____ b. Bags of Bread
 - _____ c. Feeding the Ducks



Short Oo

Oo

Directions: Say the name of each picture. Write the correct word in the space provided to finish the sentence.



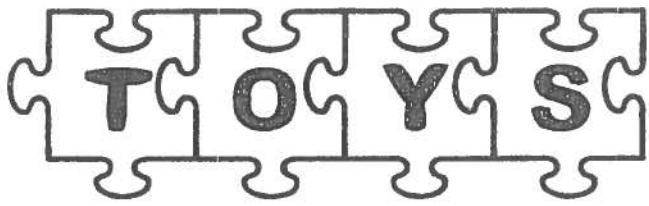
1. The key was in the _____ .

2. The corn was on the _____ .

3. The girl loved her _____ .

4. The _____ was on a log.

If

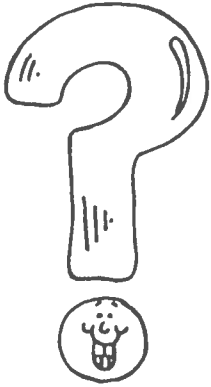


could talk...

WRITING ACTIVITY

Prompt

Name _____




Ask an Astronaut

An **asking sentence** asks a question.
It begins with a capital letter and ends with a question mark

Read these sentences.
Write **A** if it is an asking sentence.
Write **T** if it is a telling sentence.

- ___ 1. Astronauts travel in space.
- ___ 2. Is flying in a spacecraft like flying in an airplane?
- ___ 3. How does it feel to float around in the spacecraft?
- ___ 4. The space shuttle is one kind of spacecraft.
- ___ 5. Is it hard to sleep?
- ___ 6. What did you study at school to become an astronaut?
- ___ 7. What is the best thing about traveling in space?
- ___ 8. I would like to be an astronaut.

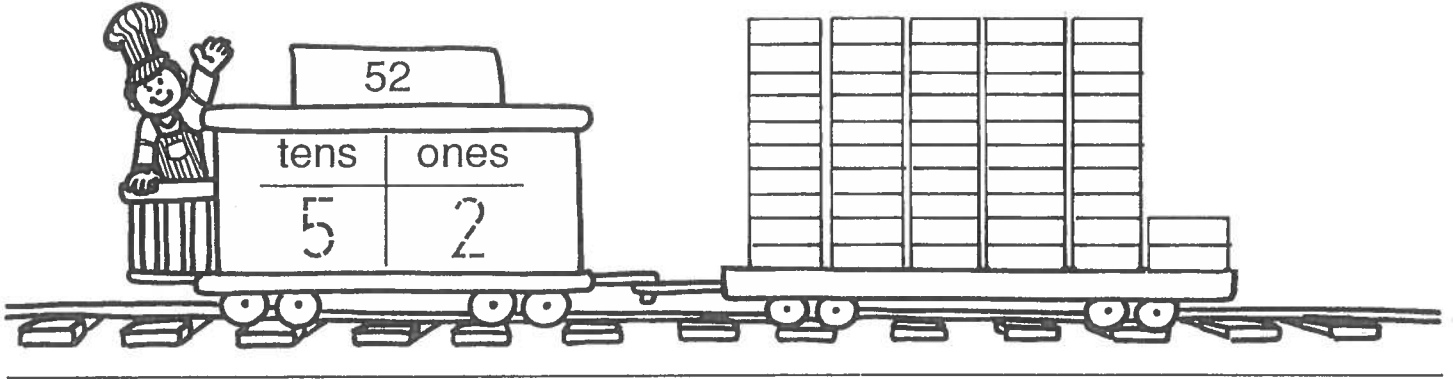
Write a question you would like to ask an astronaut.



Try This! In Spanish, an asking sentence has an upside-down question mark at the beginning of the sentence. How does that help the reader?

Name _____

Write how many.



a.

64	
tens	ones

82	
tens	ones

45	
tens	ones

b.

97	
tens	ones

18	
tens	ones

73	
tens	ones

c.

20	
tens	ones

81	
tens	ones

59	
tens	ones

d.

67	
tens	ones

36	
tens	ones

70	
tens	ones

***Bonus:** On the back, draw a picture to show 4 tens 6 ones.

Climbing High

A. $\begin{array}{r} 9 \\ -8 \\ \hline \end{array}$ $\begin{array}{r} 10 \\ -4 \\ \hline \end{array}$ $\begin{array}{r} 8 \\ -7 \\ \hline \end{array}$ $\begin{array}{r} 11 \\ -8 \\ \hline \end{array}$ $\begin{array}{r} 12 \\ -3 \\ \hline \end{array}$ $\begin{array}{r} 14 \\ -8 \\ \hline \end{array}$

B. $\begin{array}{r} 10 \\ -1 \\ \hline \end{array}$ $\begin{array}{r} 9 \\ -9 \\ \hline \end{array}$ $\begin{array}{r} 13 \\ -8 \\ \hline \end{array}$ $\begin{array}{r} 11 \\ -2 \\ \hline \end{array}$ $\begin{array}{r} 14 \\ -6 \\ \hline \end{array}$ $\begin{array}{r} 9 \\ -6 \\ \hline \end{array}$

C. $\begin{array}{r} 10 \\ -5 \\ \hline \end{array}$ $\begin{array}{r} 12 \\ -8 \\ \hline \end{array}$ $\begin{array}{r} 14 \\ -9 \\ \hline \end{array}$ $\begin{array}{r} 13 \\ -9 \\ \hline \end{array}$ $\begin{array}{r} 9 \\ -0 \\ \hline \end{array}$ $\begin{array}{r} 8 \\ -4 \\ \hline \end{array}$

D. $\begin{array}{r} 12 \\ -9 \\ \hline \end{array}$ $\begin{array}{r} 13 \\ -5 \\ \hline \end{array}$ $\begin{array}{r} 10 \\ -8 \\ \hline \end{array}$ $\begin{array}{r} 12 \\ -7 \\ \hline \end{array}$ $\begin{array}{r} 11 \\ -3 \\ \hline \end{array}$ $\begin{array}{r} 8 \\ -1 \\ \hline \end{array}$

E. $\begin{array}{r} 10 \\ -9 \\ \hline \end{array}$ $\begin{array}{r} 9 \\ -2 \\ \hline \end{array}$ $\begin{array}{r} 11 \\ -7 \\ \hline \end{array}$ $\begin{array}{r} 13 \\ -4 \\ \hline \end{array}$ $\begin{array}{r} 12 \\ -6 \\ \hline \end{array}$ $\begin{array}{r} 14 \\ -5 \\ \hline \end{array}$

F. $10 - 2 = \underline{\quad}$ $13 - 6 = \underline{\quad}$ $11 - 5 = \underline{\quad}$ $10 - 6 = \underline{\quad}$

G. $11 - 6 = \underline{\quad}$ $8 - 0 = \underline{\quad}$ $11 - 4 = \underline{\quad}$ $12 - 5 = \underline{\quad}$

H. $9 - 1 = \underline{\quad}$ $8 - 8 = \underline{\quad}$ $13 - 7 = \underline{\quad}$ $11 - 3 = \underline{\quad}$

I. $11 - 9 = \underline{\quad}$ $12 - 4 = \underline{\quad}$ $10 - 3 = \underline{\quad}$



Name _____

Write 3 of each note and rest in the blanks.



Name _____




Circle **up**, **down** or **repeat** for the direction of the notes.



UP DOWN REPEAT



UP DOWN REPEAT



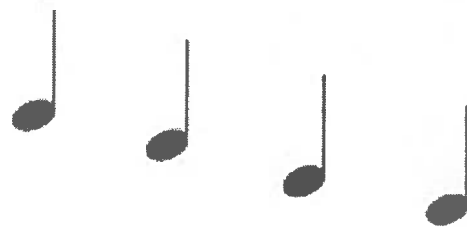
UP DOWN REPEAT



UP DOWN REPEAT



UP DOWN REPEAT



UP DOWN REPEAT