

Student Name _____ Teacher _____

Landis Elementary 2nd Grade Virtual Learning

~ Day 5 ~ Verification Sheet

Submit this verification form & completed work to your classroom teacher

Activity	Maximum Time	Actual Time Spent	Parent Signature	Teacher Verification
Reading Activity	30 minutes			
Reading Skills Activity	10 minutes			
Math Facts/Moby Max	15 minutes			
Math Skills Practice Worksheets	15 minutes			
Activity of your choice	20 minutes			
Writing Activity Prompt	15 minutes			
Writing Grammar Skills	15 minutes			
Independent Reading - Extra reading time	20 minutes			

Independent Reading – Students are encouraged to spend 20 minutes a day reading independently over and above assigned times.

Moby Max – Students may access the Moby Max using the following website: www.mobymax.com

Tumble Books - Students may access some extra reading by going to Tumble Books Library.

www.casscolibrary.org Click on Ebooks for Kids

Spelling City – Students may access for help in spelling and spelling activities.

www.spellingcity.com

Discovery Education – Students may access for extra practice in Social Studies, Science, Health, Language, or Math www.Discoverededucation.com

Teachers are available for student questions from 8:00 until 3:10 by phone or email. If your students have any questions about their assignment, they are welcome to email their teacher Teachers are available for student questions from 8:00 until 3:10. If your students have any questions about their assignment, they are welcome to email their teacher to help them.

Ms. Coryea – coryeak@lcsc.k12.in.us

Mrs. Dominick – dominickd@lcsc.k12.in.us

Ms. Johnson – johnsonr@lcsc.k12.in.us

Miss Sanchez – sanchezale@lcsc.k12.in.us

Mrs. Scott – scottp@lcsc.k12.in.us

Mrs. Walker – walkerj@lcsc.k12.in.us

Mr. Pena – penaa@lcsc.k12.in.us

Mrs. Lythgoe – lythgoek@lcsc.k12.in.us

Mrs. Peattie – peattiec@lcsc.k12.in.us

Mrs. Musselman – musselmant@lcsc.k12.in.us

Mrs. Graham – grahams@lcsc.k12.in.us

Miss Hellman – hellmanr@lcsc.k12.in.us

Mrs. Williams – williamsj@lcsc.k12.in.us

To find your activities online, please go to: www.lcsc.k12.in.us and click on Virtual Learning.

Any password questions may be answered by calling our office at 574-722-LION (5466) or contact the teacher at their above email address for any questions on your passwords. Thank you for your flexibility and support as we work through our virtual learning!

Name: _____


360L

139 words

Up in the Tree

It was a warm spring day. The sun was shining. The flowers were in bloom. Kayla was out playing in her backyard. She heard a noise coming from a tree. She went over to the tree. She looked up. *Chirp! Chirp!* Kayla saw two bluebirds making a nest. The bluebirds flew back and forth. They found grass, twigs, and mud to use in the nest.

Kayla watched for another minute then ran into the house. She went to her room and got her camera. She hung the camera around her neck. She climbed the tree quietly. She didn't want to alarm the birds. Inside the nest, Kayla saw a little egg. *Click!* She snapped a picture and climbed down. The next day, Kayla took the picture to school. She told her friends all about her new neighbors, the bluebirds.



Directions: Answer the questions below. Put a check next to the correct answer.


1. What did the bluebirds use to make their nest?
 _____ a. grass, twigs, and mud
 _____ b. grass and twigs
 _____ c. mud and twigs

2. Why did Kayla climb the tree?
 _____ a. to get some exercise
 _____ b. she heard a noise in the tree
 _____ c. to take a picture of the nest


3. What does the word *alarm* mean in this story?
 _____ a. to pet
 _____ b. to scare
 _____ c. to make a loud noise

4. What did Kayla see inside the nest?
 _____ a. her camera
 _____ b. the bluebirds
 _____ c. a little egg

5. What is the best name for this story?
 _____ a. What's That Noise?
 _____ b. Kayla's Camera
 _____ c. The New Neighbors



Goin' to the Zoo!




Handwriting practice lines consisting of solid top and bottom lines with a dashed middle line. There are four sets of these lines provided for writing.

Name _____


Short Uu

Uu

Directions: Look at a sentence. Circle the word that will finish it. Print the word on the line. Use the pictures as clues.



sun




pup



mud



tub












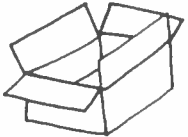


bus

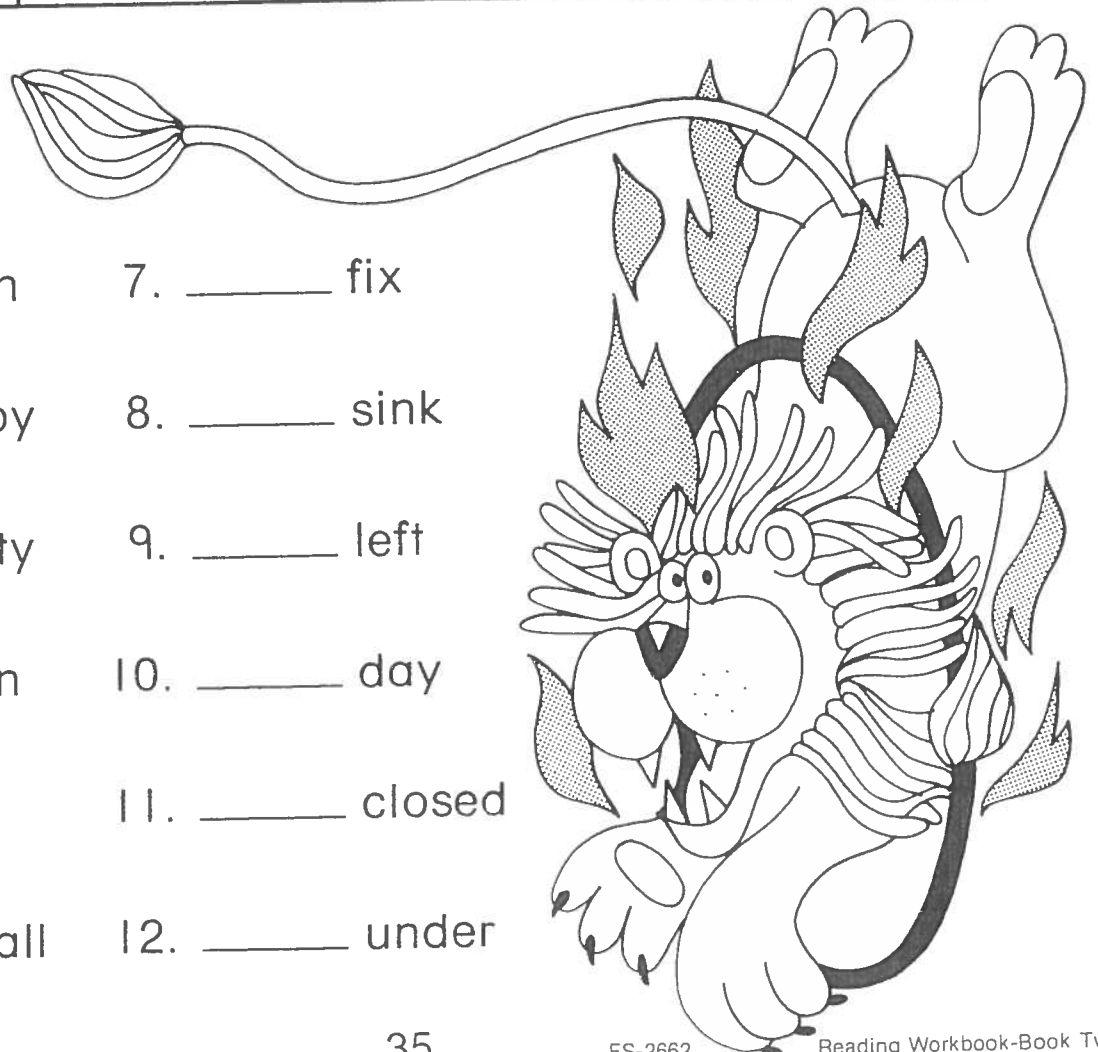
<p>_____</p> <p>-----</p> <p>1. I have a _____ .</p>	<p>_____</p> <p>-----</p> <p>_____</p>	<p>sup</p> <p>run</p> <p>pup</p>
<p>_____</p> <p>-----</p> <p>2. He rides the _____ .</p>	<p>_____</p> <p>-----</p> <p>_____</p>	<p>Gus</p> <p>bus</p> <p>rub</p>
<p>_____</p> <p>-----</p> <p>3. We run in the _____ .</p>	<p>_____</p> <p>-----</p> <p>_____</p>	<p>fun</p> <p>sun</p> <p>tum</p>
<p>_____</p> <p>-----</p> <p>4. He dug in the _____ .</p>	<p>_____</p> <p>-----</p> <p>_____</p>	<p>bud</p> <p>dull</p> <p>mud</p>
<p>_____</p> <p>-----</p> <p>5. I put him in the _____ .</p>	<p>_____</p> <p>-----</p> <p>_____</p>	<p>dug</p> <p>tub</p> <p>bub</p>

Name _____

Match each picture with the opposite word below. Write the letter of each antonym on the line next to the word.




 a. right	 d. sun	 g. laugh	 j. dirty
 b. night	 e. big	 h. sad	 k. break
 c. full	 f. over	 i. float	 l. open

1. d. moon
2. _____ happy
3. _____ empty
4. _____ clean
5. _____ cry
6. _____ small
7. _____ fix
8. _____ sink
9. _____ left
10. _____ day
11. _____ closed
12. _____ under



Name _____

Write the missing numbers.



***Bonus:** On the back, counting by three's, write the numbers to 51.

*E

© F

Math
Facts

Investigating

A. $\begin{array}{r} 16 \\ -7 \\ \hline \end{array}$ $\begin{array}{r} 14 \\ -8 \\ \hline \end{array}$ $\begin{array}{r} 10 \\ -5 \\ \hline \end{array}$ $\begin{array}{r} 9 \\ -3 \\ \hline \end{array}$ $\begin{array}{r} 13 \\ -4 \\ \hline \end{array}$ $\begin{array}{r} 11 \\ -7 \\ \hline \end{array}$ $\begin{array}{r} 13 \\ -5 \\ \hline \end{array}$

B. $\begin{array}{r} 15 \\ -9 \\ \hline \end{array}$ $\begin{array}{r} 10 \\ -2 \\ \hline \end{array}$ $\begin{array}{r} 12 \\ -9 \\ \hline \end{array}$ $\begin{array}{r} 9 \\ -8 \\ \hline \end{array}$ $\begin{array}{r} 11 \\ -3 \\ \hline \end{array}$ $\begin{array}{r} 12 \\ -8 \\ \hline \end{array}$ $\begin{array}{r} 10 \\ -3 \\ \hline \end{array}$

C. $\begin{array}{r} 14 \\ -5 \\ \hline \end{array}$ $\begin{array}{r} 13 \\ -9 \\ \hline \end{array}$ $\begin{array}{r} 9 \\ -4 \\ \hline \end{array}$ $\begin{array}{r} 12 \\ -5 \\ \hline \end{array}$ $\begin{array}{r} 14 \\ -9 \\ \hline \end{array}$ $\begin{array}{r} 11 \\ -8 \\ \hline \end{array}$ $\begin{array}{r} 9 \\ -7 \\ \hline \end{array}$


D. $\begin{array}{r} 16 \\ -8 \\ \hline \end{array}$ $\begin{array}{r} 11 \\ -9 \\ \hline \end{array}$ $\begin{array}{r} 13 \\ -6 \\ \hline \end{array}$ $\begin{array}{r} 14 \\ -6 \\ \hline \end{array}$ $\begin{array}{r} 12 \\ -4 \\ \hline \end{array}$ $\begin{array}{r} 15 \\ -8 \\ \hline \end{array}$ $\begin{array}{r} 11 \\ -4 \\ \hline \end{array}$

E. $\begin{array}{r} 13 \\ -7 \\ \hline \end{array}$ $\begin{array}{r} 14 \\ -7 \\ \hline \end{array}$ $\begin{array}{r} 11 \\ -5 \\ \hline \end{array}$ $\begin{array}{r} 12 \\ -3 \\ \hline \end{array}$ $\begin{array}{r} 9 \\ -2 \\ \hline \end{array}$ $\begin{array}{r} 10 \\ -7 \\ \hline \end{array}$ $\begin{array}{r} 15 \\ -7 \\ \hline \end{array}$

F. $\begin{array}{r} 9 \\ -0 \\ \hline \end{array}$ $\begin{array}{r} 10 \\ -9 \\ \hline \end{array}$ $\begin{array}{r} 12 \\ -6 \\ \hline \end{array}$ $\begin{array}{r} 11 \\ -6 \\ \hline \end{array}$ $\begin{array}{r} 13 \\ -8 \\ \hline \end{array}$ $\begin{array}{r} 12 \\ -7 \\ \hline \end{array}$ $\begin{array}{r} 9 \\ -9 \\ \hline \end{array}$

G. $\begin{array}{r} 11 \\ -2 \\ \hline \end{array}$ $\begin{array}{r} 10 \\ -1 \\ \hline \end{array}$ $\begin{array}{r} 15 \\ -6 \\ \hline \end{array}$ $\begin{array}{r} 10 \\ -8 \\ \hline \end{array}$

H. $\begin{array}{r} 9 \\ -7 \\ \hline \end{array}$ $\begin{array}{r} 10 \\ -4 \\ \hline \end{array}$ $\begin{array}{r} 9 \\ -1 \\ \hline \end{array}$ $\begin{array}{r} 16 \\ -9 \\ \hline \end{array}$



Name: _____

eLearning --- DAY 5

2nd Grade Sight Words

Read aloud the words below to your parent.

- | | | |
|----------|-----------|------------|
| 1) sun | 11) tree | 21) why |
| 2) table | 12) upon | 22) wind |
| 3) tell | 13) us | 23) window |
| 4) their | 14) use | 24) wish |
| 5) these | 15) very | 25) wood |
| 6) thing | 16) wash | 26) work |
| 7) those | 17) watch | 27) would |
| 8) time | 18) water | 28) write |
| 9) top | 19) way | 29) your |
| 10) toy | 20) which | |



(Extra Day/Changes in Bold Text)

2nd Grade- (Let's get moving!!!! The Sequel!!!!)

4 mins. Gym Stretches and Exercises. (Warm-up)

4 mins. Play your **2nd** favorite Song and dance to it. (Cardio.)

4 mins. **9** Sit-ups, rest a minute, **9** Push- ups, rest a minute. (Upper-Muscular)

4 mins. **3** rounds of Calf raises. Take a rest between rounds. (Lower Muscular)

4 mins. One legged bends. Take a rest between rounds.(Lower Muscular)

Alternative workouts-

20 mins. On a treadmill- run/ walk combo.

20 mins. Wii fit workout.

20 mins. Mom/Dad 1980's, 1990's, 2000's, workout video.

20 mins. Weather permitting & Parent Approval. **Shovel Snow. (Great arm and shoulder workout.)**

Name: _____

How many letters can you use?

Write a paragraph about a topic of your choice. When you're finished, color all the letters you used on the keyboard.

Topic: _____

~	!	@	#	\$	%	^	&	*	()	-	+	Delete
Tab	Q	W	E	R	T	Y	U	I	O	P	{	}	
Caps	A	S	D	F	G	H	J	K	L	:	"	:	Enter
Shift	Z	X	C	V	B	N	M	<	>	?	/	Shift	
Ctrl		Alt									Alt		Ctrl

2nd Grade ELearning Art Activity #2

Name _____ Date _____


Classroom Teacher _____

Directions: Choose whether you will do the online activity or the paper and pencil.

1. Go to www.pbskids.org Mix and paint with Curious George! Explore and have fun creating!

OR

2. Cut a piece of a picture from a magazine and then “finish drawing the details yourself! Be creative! (See example below)



Name _____



Writing Practice: Rests

INSTRUCTIONS: Practice drawing the rests below in the spaces provided.









Word Search Puzzle #4E



Word List "Musical Instruments"

banjo	piano
clarinet	saxophone
drum	trumpet
flute	tuba
guitar	violin