

Student Name _____ Teacher _____

Landis Elementary 3rd Grade Virtual Learning

~ Day 5 ~ Verification Sheet

Submit this verification form & completed work to your classroom teacher

Activity	Maximum Time	Actual Time Spent	Parent Signature	Teacher Verification
Reading Activity	30 minutes			
Reading Skills Activity	10 minutes			
Math Facts	10 minutes			
Math Skills Practice Worksheets	20 minutes			
Student Choice Activity	20 minutes			
Writing Activity Prompt	20 minutes			
Writing Grammar Skills	10 minutes			
Independent Reading - Extra reading time	20 minutes			

Independent Reading – Students are encouraged to spend 20 minutes a day reading independently over and above assigned times.

Moby Max – Students may access the Moby Max using the following website: www.mobymax.com

Spelling City – Students may access help in spelling and spelling activities. www.spellingcity.com

Typing Web – Student can complete keyboarding practice: www.typingweb.com

Art - Students may explore and create art using: www.crayola.com or www.artsmartin.org

Teachers are available for student questions from 8:00 until 3:10. If your students have any questions about their assignment, they are welcome to email their teacher to help them.

Miss Bender – benderh@lcsc.k12.in.us

Mr. Crozier – crozierj@lcsc.k12.in.us

Mr. Thompson – thompsona@lcsc.k12.in.us

Mr. Pena – penaa@lcsc.k12.in.us

Mrs. Graham – grahams@lcsc.k12.in.us

Mrs. Williams – williamsj@lcsc.k12.in.us

Mrs. McGrew – mcgrewm@lcsc.k12.in.us

Mrs. Sweet – sweetj@lcsc.k12.in.us

Mrs. Peattie – peattiec@lcsc.k12.in.us

Mrs. Bennett – bennette@lcsc.k12.in.us

Miss Hellman – hellmanr@lcsc.k12.in.us

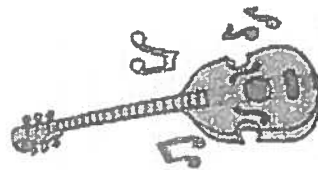
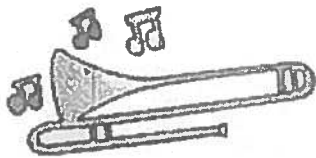
To find your activities online, please go to:

www.lcsc.k12.in.us and click on Virtual Learning or to the Landis website. Any password questions may be answered by calling our office at 574-722-LION (5466) or contact the teacher at their above email address for any questions on your passwords. Thank you for your flexibility and support as we work through our Virtual Learning!

Search For Words

Find and circle the words. The run right to left, left to right, bottom to top, top to bottom, and diagonally top to bottom or bottom to top.

symbols	pitch	instrument	sharp	treble	musical
staff	notes	keyboard	flat	bass	tempo



f	m	r	e	a	e	c	u	k	i	b	a	s	s	a
i	l	a	h	r	m	e	y	l	k	g	p	g	u	r
s	h	a	r	p	e	l	s	c	t	k	d	o	r	k
r	e	o	t	c	i	t	t	c	t	r	e	b	l	e
m	c	a	c	o	b	t	a	b	d	e	r	l	n	y
u	t	m	f	s	g	c	c	l	v	c	t	n	r	b
s	y	m	b	o	l	s	v	h	d	t	e	m	p	o
i	r	i	w	l	r	t	g	h	o	f	g	i	k	a
c	s	t	n	f	e	a	n	g	v	n	w	r	a	r
a	r	i	o	c	e	f	h	a	e	r	s	e	s	d
l	s	z	t	i	d	f	i	b	t	t	w	a	n	d
s	r	e	e	o	o	b	o	n	o	e	s	n	g	d
f	i	n	s	t	r	u	m	e	n	t	s	s	i	c

3rd Grade ELearning Art Activity #2

Name _____

Date _____

Classroom Teacher _____

Directions: Choose whether you will do the online activity or the paper and pencil.

1. Go to <http://www.nga.gov/kids/zone/zone.htm>
Explore and have fun creating!

OR

2. JUNGLE is a painting inspired by the paintings of French artist Henri Rousseau. Create an imaginary landscape or jungle of your own. You can mix and match the animals, decide on the weather and lighting conditions, draw flowers, trees, and plants. Use the back of this assignment page to create an have fun!

3rd Grade Library ELearning Activity #2 Login to typingweb.com and complete 20 minutes of keyboarding practice **OR** complete the activity below. REMEMBER your typingweb password starts with les.

Name: _____

Missing Letters

Oh no! The letters are missing!
Fill in all the missing letters on the keyboard

~	!	@	#	\$	%	^	&	*	()	=	+	Delete
Tab			E		T	Y			O		{	}	
Caps		S	D		G		J	K		:	"		Enter
Shift	Z			V		N	M	<	>	?			Shift
Ctrl		Alt									Alt		Ctrl

P	I	W	C	L	Q	F	B	X	R	A	U	H
---	---	---	---	---	---	---	---	---	---	---	---	---

(Extra Day/Changes in Bold Text)

3rd Grade- (Let's get moving!!!! The Sequel!!!!)

4 mins. Gym Stretches and Exercises. (Warm-up)

4 mins. Play your **2nd** favorite Song and dance to it. (Cardio.)

4 mins. **12** Sit-ups, rest a minute, **12** Push- ups, rest a minute. (Upper-Muscular)

4 mins. **3** rounds of Calf raises. Take a rest between rounds. (Lower Muscular)

4 mins. One legged bends. Take a rest between rounds.(Lower Muscular)

Alternative workouts-

20 mins. On a treadmill- run/ walk combo.

20 mins. Wii fit workout.

20 mins. Mom/Dad 1980's, 1990's, 2000's, workout video.

20 mins. Weather permitting & Parent Approval. **Shovel snow. (Great arm and shoulder workout.)**

A Bit About Buttons

By ReadWorks



Buttons seem to be everywhere: on our shirts, the remote control, our jackets and our phones. (Okay, not so many on the phone anymore!) They can be round or square or spider-shaped, made of wood or plastic, have stickers on them or numbers, but we see them wherever we look. Where did they come from? What were they first made for?

Push and Fasten

Let's examine the history of the word first. "Button" comes from the French verb *bouter* which means "to push." But the first time a button was actually pushed through a buttonhole was in the 13th century. The earliest buttons were made of animal parts: bones, horns and leather. The most common use of buttons is as fasteners in clothing. They hold two pieces of fabric together. But their first uses were as decoration on clothes and jewelry.

Archaeologists (people who study the past by recovering things like fossil remains and monuments) have found buttons from many ancient civilizations. The Indus Valley people used them, as did the ancient Egyptians and the ancient Chinese.

Useless?

“Even the simplest things had a glorious pointlessness to them. When buttons came in [...] people couldn't get enough of them, and arrayed them in decorative profusion on the backs and collars and sleeves of coats, where they didn't actually do anything. One relic of this is the short row of pointless buttons that are still placed on the underside of jacket sleeves near the cuff. These have been purely decorative and have never had a purpose...”

- Bill Bryson (historian and writer of *At Home: A Short History of Private Life*)

Buttons aren't exactly pointless, even if in some cases they just serve a decorative purpose. Do this quick exercise: count the number of buttons on a man's (suit) jacket—front, pockets, sleeves and the rest of the jacket. They were placed there not because of their functionality, but because someone, centuries ago, thought they looked good. Hundreds of years later, they are still with us.

“Pearly King of Somers Town”

Our friend Bryson might not think too highly of buttons, but some people have taken them very seriously. One such man was a street sweeper in London called Henry Croft. He would wear suits with thousands of white pearly buttons to attract attention towards the cause of local hospitals. He started a tradition of men and women wearing suits and dresses decorated with mother of pearl buttons. These people became known as “Pearly Kings and Queens.” Even today, Pearly Kings and Queens continue to wear pearly clothing and collect funds for charity.

Fun Facts about Buttons

- Did you know that the word button is a relative of the verb “to butt,” which also means “to push”?
- Button collecting is a very popular hobby. The National Button Society was formed in 1939 in Chicago. It has more than 3,000 members!
- Till the 18th century, buttons were very expensive. Only the rich could wear them, and they were a status symbol.

- Special metal buttons were used to hide compasses during the World Wars.
- The Waterbury Button Museum in Waterbury, Connecticut and The Button Room in Gurnee, Illinois have large collections of buttons. The “button room” was an actual room in Elizabeth Hewitt’s house in Gurnee, where she loved telling stories about her collection of buttons.

Name: _____ Date: _____

1. What is one thing that buttons are used for?

- A building monuments
- B pushing people out of the way
- C sweeping streets
- D decoration

2. What does the author include a list of in this passage?

- A The author includes a list of the kings and queens of England.
- B The author includes a list of the ways ancient Egyptians used buttons.
- C The author includes a list of fun facts about buttons.
- D The author includes a list of different kinds of phones.

3. Some buttons are pointless.

What evidence from the passage supports this statement?

- A Special metal buttons were used to hide compasses during the World Wars.
- B "Pearly Kings and Queens" collects money for charity through the wearing of pearly suits.
- C Buttons on the underside of jacket sleeves near the cuff are purely decorative and have never had a functional purpose.
- D Buttons can be round, square, spider-shaped, wooden, plastic, and come with numbers or stickers on them.

4. What is an example of a button that has a purpose?

- A a button on a remote control that turns on the television when it is pressed
- B a button on the underside of a jacket sleeve near the cuff
- C a button that costs a lot of money and appeared on a coat collar in the 18th century
- D a round button made out of wood

5. What is this passage mainly about?

- A plastic
- B buttons
- C archaeology
- D London

6. Read the following sentence: "Buttons aren't exactly **pointless**, even if in some cases they just serve a decorative purpose."

What does the word **pointless** mean?

- A without any use
- B too long
- C not safe for children
- D very cold

7. Choose the answer that best completes the sentence below.

Some buttons have no purpose; _____, other buttons do.

- A specifically
- B first
- C previously
- D however

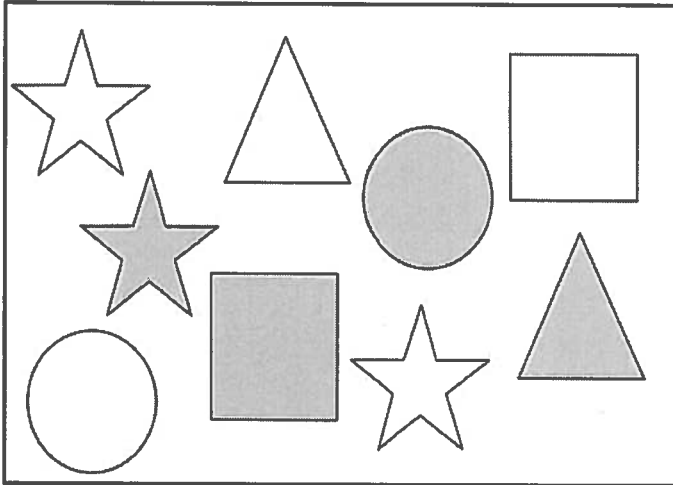
8. What were the first uses of buttons?

9. What is the most common use of buttons?

10. Are buttons pointless? Explain why or why not, using evidence from the passage.



Name: _____

Fractions of a Set



1. What fraction of the shapes are triangles? _____
2. What fraction of the stars are gray? _____
3. What fraction of the circles are white? _____

4. What fraction of the houses have a chimney? _____
5. What fraction of the houses have two or more windows? _____



6. What fraction of the crayons are broken? _____
7. What fraction of the crayons are yellow? _____
8. What fraction of the pink crayons are broken? _____

The Wise Choice

"You have rescued my horse," Queen Olivia told the young boy standing before her. "Now you shall have a reward." Peter nervously ran his fingers through his brown hair. The frightened horse had run past him as he worked in the field that morning. He would have helped it whether it belonged to the queen or not. But he had to admit that getting a reward was nice.

Two of the queen's **pages**¹ appeared. One carried a small pillow with a mirror sitting on top. Red jewels sparkled on top of the mirror's silver frame. The other page carried a wood cage with a clucking chicken inside it.

"Only one reward can be yours," the queen said. "Choose wisely."
"That's easy," Peter said. "I'll take the chicken." Some of the people in the court laughed. It was clear they thought he had made a foolish choice.

"And why did you choose the chicken?" the queen asked. "Well, I don't know much about jewels and things," Peter answered. "But I do know about chickens. The chicken will provide eggs for my family for a long while."

Queen Olivia smiled. "Then you did make a wise choice," she said. "That mirror may look fancy. But the jewels you see are only colored glass, and the frame is painted silver. The chicken is much more **valuable**²." Peter took the chicken from the page. Then he bowed. "Thank you, your majesty."

"You are a smart child," the queen said. "I could use a smart boy to help take care of my horses. Would you like a job?" Peter grinned. "Thank you!" he said. A job at the castle paid well. Now his family would eat well for the rest of their lives—all because he had chosen a chicken!

1 page: boy in training to become knight

2 valuable: of great use or service

Name _____ Pronouns

Day 5

In Place

3.6.5
F4

A **pronoun** is a word that takes the place of one or more nouns.

Example: **Kristin** ate an apple.
She ate an apple.

Some pronouns are listed in the box below.

Word Box				
he	she	they	we	his
him	her	them	us	it



Write the pronoun that replaces the **boldfaced** noun. Use words in the Word Box.

- _____ 1. **Jeff** ate a hot dog at the baseball game.
- _____ 2. I enjoy eating **cotton candy** at the circus.
- _____ 3. **Kate** will come and visit in July.
- _____ 4. Juan wants to ride on **Jennifer's** horse.
- _____ 5. **Heidi and Jamie** rode the elephant.
- _____ 6. **Tom's** car was stolen from the parking garage.
- _____ 7. Julius gave **Tony** the book to read.
- _____ 8. Beth borrowed **Amy's** hockey stick.
- _____ 9. **The book** fell off the shelf.
- _____ 10. **The computer** constantly breaks down.
- _____ 11. **Louis and I** will go to the amusement park on Saturday.
- _____ 12. Anita found **shells** on the beach.
- _____ 13. Lucas took **Serina and me** to the concert.

Try This! Make up a sentence with three nouns. Ask a partner to replace them with pronouns.