

Student Name _____ Teacher _____

Landis Elementary BK & Kindergarten Virtual Learning

~ Day 1 ~ Verification Sheet

Submit this verification form & completed work to your classroom teacher

Activity	Maximum Time	Actual Time Spent	Parent Signature	Teacher Verification
Reading Activity	15 minutes			
Sight Word Work	15 minutes			
Math Work	15 minutes			
Math Skills Practice	15 minutes			
Art Activity – Kindergarten	15 minutes			
Writing Activity Prompt	15 minutes			
Writing Skills	15 minutes			
Independent Reading - Extra reading time	15 minutes			

Independent Reading – Students are encouraged to spend 15 minutes a day reading independently over and above assigned times.

Star fall – Students may access for help in words and reading.
www.starfall.com

Tumble Books - Students may access some extra reading by going to Tumble Books Library.
www.casscolibrary.org Click on Ebooks for kids

ABCya – Students may access for help in reading and word work.
www.abcya.com

PBS Kids – Students may access different activities www.pbskids.org

Teachers are available for student questions from 8:00 until 3:10. If your students have any questions about their assignment, they are welcome to email their teacher to help them.

Ms. Coryea – coryeak@lcsc.k12.in.us
Ms. Johnson – johnsonr@lcsc.k12.in.us
Mrs. Scott – scottp@lcsc.k12.in.us
Mrs. Williams – williamsj@lcsc.k12.in.us
Mrs. Peattie – peattiec@lcsc.k12.in.us


Mrs. Dominick – dominickd@lcsc.k12.in.us
Miss Sanchez – sanchezale@lcsc.k12.in.us
Mrs. Walker – walkerj@lcsc.k12.in.us
Mrs. Lythgoe – lythgoek@lcsc.k12.in.us
Mrs. Musselman – musselmant@lcsc.k12.in.us

Any password questions may be answered by calling our office at 574-722-LION (5466) or contact the teacher on their above email address for any questions on your passwords. Thank you for your flexibility and support as we work through our Virtual Learning!


Phonics/Math-Day 1 - Kindergarten

Rainbow Writing Choose 5 Colors! Trace each letter 5 times!

A a





B b




How Many?

1 2 3 4 5 6 7 8 9 10

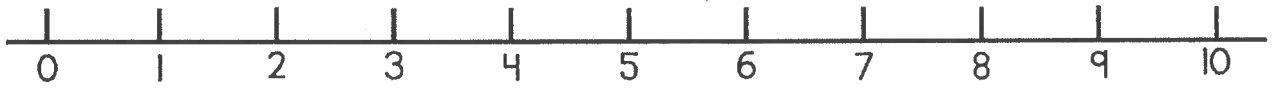


Squiggle Picture

Turn this silly line into a picture! Label your picture!



Name _____



--	--	--	--	--	--	--	--	--	--	--




Write It!





A _____

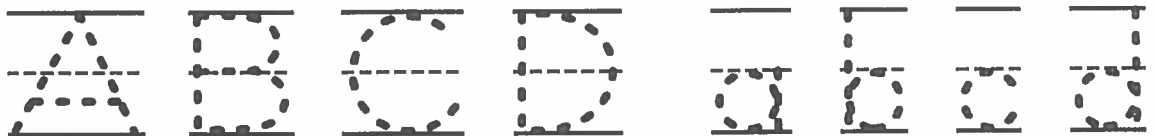

B _____

C _____

Write the
lowercase match

	 
	Circle the picture that rhymes with cat.

				How Many? _____
---	---	---	---	--------------------



Trace It

Day 1 - Reading - Practice Sight Words

a

blue

my

yellow

see

orange

the

green

I

purple

look

black

this

brown

is

pink

like

can

red

go

and	what
four	nine
for	zero
five	ten
here	one
six	love
said	two
seven	if
you	three
eight	in

to

do

me

we

down

was

have

he

she

come

with

good

they

are

from

no

yes

gray

white

up

want

some

little

play

there

find

give

that

how

now

not

put

all

who

where

your


by

big

has

friend

Day 1 ~ Practice writing Name



A series of horizontal lines for handwriting practice. Each row consists of four lines: a solid top line, a dashed midline, a solid baseline, and a solid descender line. There are ten such rows on the page.

Kindergarten ELearning Art Activity #1

Name _____ Date _____

Classroom Teacher _____

Directions: Choose whether you will do the online activity or the paper and pencil.

1. Go to <http://www.nga.gov/kids/zone/swatchbox>
This is a tool for mixing and drawing with millions of colors! Explore and enjoy!

OR

2. Use an object from home and draw or make a picture on the back of this assignment page.

Example:

