

Student Name _____ Teacher _____

Landis Elementary BK & Kindergarten Virtual Learning

~ Day 5 ~ Verification Sheet

Submit this verification form & completed work to your classroom teacher

Activity	Maximum Time	Actual Time Spent	Parent Signature	Teacher Verification
Reading Activity	15 minutes			
Sight Word Work	15 minutes			
Math Work	15 minutes			
Math Skills Practice	15 minutes			
Your choice Activity for Kindergarten	15 minutes			
Writing Activity Prompt	15 minutes			
Writing Skills	15 minutes			
Independent Reading - Extra reading time	15 minutes			

Independent Reading – Students are encouraged to spend 15 minutes a day reading independently over and above assigned times.

Star fall – Students may access for help in words and reading.
www.starfall.com

Tumble Books - Students may access some extra reading by going to Tumble Books Library.
www.casscolibrary.org Click on ebooks for kids.

ABCYa – Students may access for reading and word work.
www.abcya.com

PBS Kids – Different activities for students. www.pbskids.org

Teachers are available for student questions from 8:00 until 3:10. If your students have any questions about their assignment, they are welcome to email their teacher to help them.

Ms. Coryea – coryeak@lcsc.k12.in.us

Mrs. Dominick – dominickd@lcsc.k12.in.us

Ms. Johnson – johnsonr@lcsc.k12.in.us

Miss Sanchez – sanchezale@lcsc.k12.in.us

Mrs. Scott – scottp@lcsc.k12.in.us

Mrs. Walker – walkerj@lcsc.k12.in.us

Mr. Pena – penaa@lcsc.k12.in.us

Mrs. Lythgoe – lythgoek@lcsc.k12.in.us

Mrs. Peattie – peattiec@lcsc.k12.in.us

Mrs. Musselman – musselmant@lcsc.k12.in.us

Mrs. Graham – grahams@lcsc.k12.in.us

Miss Hellman – hellmanr@lcsc.k12.in.us

Mrs. Williams – williamsj@lcsc.k12.in.us

Students may have their choice of Specials area they want to do on Day 5. There is an activity for all 4 specials. They get to choose which one they want to do today! Any password questions may be answered by calling our office at 574-722-LION (5466) or contact the teacher on their above email address for any questions on your passwords. Thank you for your flexibility and support as we work through our Virtual Learning!


Day 5- Phonics/Math - Kindergarten

Name _____

Color the object
that is heavier.



Draw 6 apples.





Practice writing each letter.

P Q R S T

Draw something else
that is a circle.

How Many?



a _____ b _____ c _____

Write the matching capital letter.


Letter Hunt!



Scattered lowercase letters including z, y, x, g, w, u, y, z, w, y, z, x, v, w, z, x, w, y, z, x, w.

Read, Trace, Write! Count objects and draw objects.

9 nine



Match

P q
Q t
R r
S p
T s

U z Match
V w
W y
X u
Y v
Z x

Read, Trace, Write!

that [] [] [] [] it [] []

Day 5 - Reading - Practice Sight Words

a

blue

my

yellow

see

orange

the

green

I

purple

look

black

this

brown

is

pink

like

can

red

go

and	what
four	nine
for	zero
five	ten
here	one
six	love
said	two
seven	if
you	three
eight	in

to

do

me

we

down

was

have

he

she

come

with

good

they

are

from

no

yes

gray

white

up

want

some

little

play

there

find

give

that

how

now

not

put

all

who

where

your

by

big

has

friend

Day 5 ~ Practice writing a story about what
you did today.

Handwriting practice lines consisting of multiple sets of three horizontal lines (top solid, middle dashed, bottom solid).

(Extra Day/Changes in Bold Text)

Kindergarten- (Let's get moving!!!! The Sequel!!!!)

4 mins. Gym Stretches and Exercises. (Warm-up)

4 mins. Play your **2nd** favorite Song and dance to it. (Cardio.)

4 mins. **6** Sit-ups, rest a minute, **6** Push- ups, rest a minute. (Upper-Muscular)

4 mins. **3** rounds of Calf raises. Take a rest between rounds. (Lower Muscular)

4 mins. One legged bends. Take a rest between rounds.(Lower Muscular)

Alternative workouts-

20 mins. On a treadmill- run/ walk combo.

20 mins. Wii fit workout.

20 mins. Mom/Dad 1980's, 1990's, 2000's, workout video.

20 mins. Weather permitting & Parent Approval. **Shovel Snow. (Great arm and shoulder workout.)**

Name: _____

Sight words on the keyboard

Color the letters of each word on the keyboard

Sight word: play

Sight word: want

~	!	@	#	\$	%	^	&	*	()	-	+	Delete
Tab	Q	W	E	R	T	Y	U	I	O	P	{	}	
Caps	A	S	D	F	G	H	J	K	L	:	;	'	Enter
Shift	Z	X	C	V	B	N	M	<	>	?	/	Shift	
Ctrl		Alt									Alt		Ctrl

~	!	@	#	\$	%	^	&	*	()	-	+	Delete
Tab	Q	W	E	R	T	Y	U	I	O	P	{	}	
Caps	A	S	D	F	G	H	J	K	L	:	;	'	Enter
Shift	Z	X	C	V	B	N	M	<	>	?	/	Shift	
Ctrl		Alt									Alt		Ctrl

Sight word: give

Sight word: some

~	!	@	#	\$	%	^	&	*	()	-	+	Delete
Tab	Q	W	E	R	T	Y	U	I	O	P	{	}	
Caps	A	S	D	F	G	H	J	K	L	:	;	'	Enter
Shift	Z	X	C	V	B	N	M	<	>	?	/	Shift	
Ctrl		Alt									Alt		Ctrl

~	!	@	#	\$	%	^	&	*	()	-	+	Delete
Tab	Q	W	E	R	T	Y	U	I	O	P	{	}	
Caps	A	S	D	F	G	H	J	K	L	:	;	'	Enter
Shift	Z	X	C	V	B	N	M	<	>	?	/	Shift	
Ctrl		Alt									Alt		Ctrl

Sight word: your

Sight word: friend

~	!	@	#	\$	%	^	&	*	()	-	+	Delete
Tab	Q	W	E	R	T	Y	U	I	O	P	{	}	
Caps	A	S	D	F	G	H	J	K	L	:	;	'	Enter
Shift	Z	X	C	V	B	N	M	<	>	?	/	Shift	
Ctrl		Alt									Alt		Ctrl

~	!	@	#	\$	%	^	&	*	()	-	+	Delete
Tab	Q	W	E	R	T	Y	U	I	O	P	{	}	
Caps	A	S	D	F	G	H	J	K	L	:	;	'	Enter
Shift	Z	X	C	V	B	N	M	<	>	?	/	Shift	
Ctrl		Alt									Alt		Ctrl

Kindergarten ELearning Art Activity #2

Name _____ Date _____

Classroom Teacher _____

Directions: Choose whether you will do the online activity or the paper and pencil.

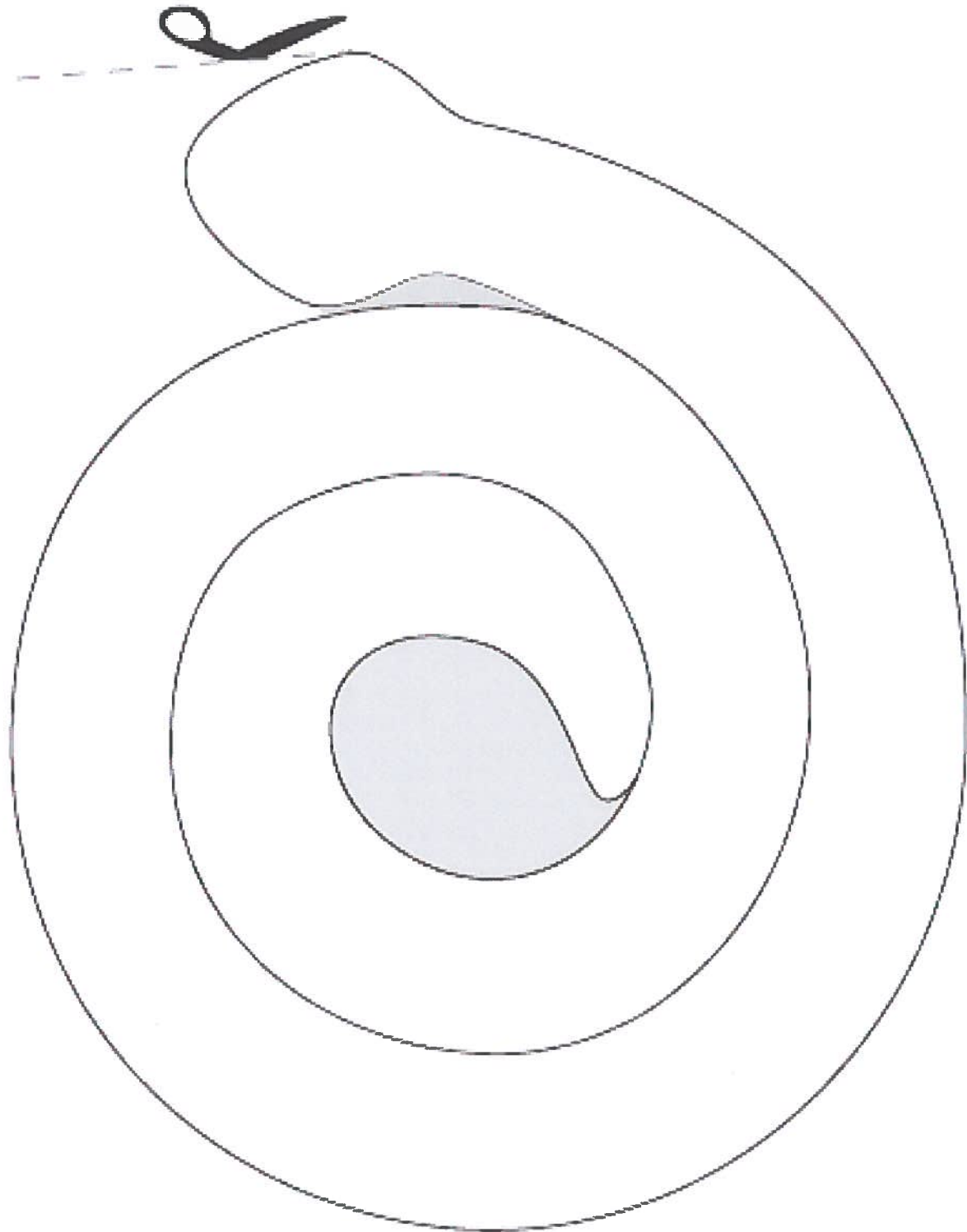
1. Go to <http://www.nga.gov/kids/zone/swatchbox>
This is a tool for mixing and drawing with millions of colors! Explore and enjoy!

OR

2. Color the snake on the back of this assignment sheet. Give him eyes, make him colorful! Then, stay on the lines to practice cutting and make a snake mobile!


Make a Snake

Begin cutting the snake out at the head and follow the black line. You do not need the grey shaded parts.




Name _____

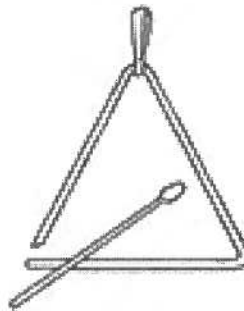
Color each musical instrument with the cright color!



It's a blue piano.



It's a red guitar.



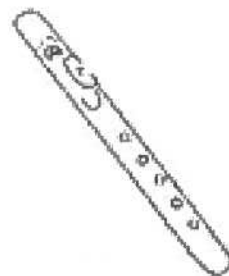
It's an orange triangle.



It's a green drum.



It's a pink tambourine.



It's a yellow recorder.

Name _____

Count the numbers and connect the dots to draw a violin!

Trace the word VIOLIN and color in your drawing!

